

PROSPECTUS

Overlay Shares Large Cap Equity ETF (OVL)

Overlay Shares Small Cap Equity ETF (OVS)

Overlay Shares Foreign Equity ETF (OVF)

Overlay Shares Hedged Large Cap Equity ETF (OVLH)

Overlay Shares Core Bond ETF (OVB)

Overlay Shares Short Term Bond ETF (OVT)

Overlay Shares Municipal Bond ETF (OVM)

Listed on Cboe BZX Exchange, Inc.

December 31, 2025

The U.S. Securities and Exchange Commission (the “SEC”) has not approved or disapproved of these securities or passed upon the accuracy or adequacy of this Prospectus. Any representation to the contrary is a criminal offense.

TABLE OF CONTENTS

Overlay Shares Large Cap Equity ETF	3
Overlay Shares Small Cap Equity ETF	5
Overlay Shares Foreign Equity ETF	10
Overlay Shares Hedged Large Cap Equity ETF	16
Overlay Shares Core Bond ETF	21
Overlay Shares Short Term Bond ETF	27
Overlay Shares Municipal Bond ETF	32
Additional Information About the Funds	38
Investment Objectives	38
Principal Investment Strategies	39
Principal Investment Risks	38
Portfolio Holdings Information	43
Management	44
Investment Adviser	44
Portfolio Managers	44
Other Service Providers	47
How to Buy and Sell Shares	45
Book Entry	45
Frequent Purchases and Redemptions of Shares	45
Determination of Net Asset Value	45
Fair Value Pricing	45
Investments by Registered Investment Companies	46
Delivery of Shareholder Documents - Householding	46
Dividends, Distributions, and Taxes	46
Dividends and Distributions	46
Taxes	46
Taxes on Distributions	46
Taxes When Shares are Sold on the Exchange	48
Taxes on Purchases and Redemptions of Creation Units	48
Taxation of Fund Investments	48
Net Investment Income Tax	48
Foreign Investments by a Fund	48
Tax Considerations Applicable to the Municipal Bond ETF	49
Distribution Plan	49
Premium/Discount Information	49
Additional Notices	49
Financial Highlights	50

OVERLAY SHARES LARGE CAP EQUITY ETF

Investment Objective

The Overlay Shares Large Cap Equity ETF (the “Fund” or “Large Cap ETF”) seeks total return.

Fees and Expenses of the Fund

This table describes the fees and expenses that you may pay if you buy, hold, and sell shares of the Fund (“Shares”). **You may pay other fees, such as brokerage commissions and other fees to financial intermediaries, which are not reflected in the table and Example below.**

Shareholder Fees (<i>fees paid directly from your investment</i>)	None
Annual Fund Operating Expenses (<i>expenses that you pay each year as a percentage of the value of your investment</i>)	
Management Fees	0.75%
Distribution and/or Service (12b-1) Fees	0.00%
Other Expenses	0.01%
Acquired Fund Fees and Expenses	0.03%
Total Annual Fund Operating Expenses*	0.79%

* The Total Annual Fund Operating Expenses do not correlate to the expense ratio in the Fund’s Financial Highlights and financial statements because the Financial Highlights and financial statements include only the direct operating expenses incurred by the Fund and exclude Acquired Fund Fees and Expenses, which are the indirect costs of investing in other investment companies.

Example

This Example is intended to help you compare the cost of investing in the Fund with the cost of investing in other funds. The Example assumes that you invest \$10,000 in the Fund for the time periods indicated and then redeem all of your Shares at the end of those periods. The Example also assumes that your investment has a 5% return each year and that the Fund’s operating expenses remain the same. The Example does not take into account brokerage commissions that you may pay on your purchases and sales of Shares. Although your actual costs may be higher or lower, based on these assumptions your costs would be:

1 Year: \$81

3 Years: \$252

5 Years: \$439

10 Years: \$978

Portfolio Turnover

The Fund pays transaction costs, such as commissions, when it buys and sells securities (or “turns over” its portfolio). A higher portfolio turnover rate may indicate higher transaction costs and may result in higher taxes when Shares are held in a taxable account. These costs, which are not reflected in the Total Annual Fund Operating Expenses or in the Example, affect the Fund’s performance. For the fiscal year ended August 31, 2025, the Fund’s portfolio turnover rate was 7% of the average value of its portfolio.

Principal Investment Strategies

The Fund is an actively-managed exchange-traded fund (“ETF”) that seeks to achieve its objective by (i) investing in one or more other ETFs that seek to obtain exposure to the performance of U.S. large cap equity securities or directly in the securities held by such ETFs (collectively, the “Underlying Investments”) and (ii) selling and purchasing listed short-term put options to generate income to the Fund (the “Overlay Strategy”). Under normal circumstances, at least 80% of the Fund’s net assets, plus borrowings for investment purposes, will be invested, directly or indirectly, in equity securities of large-cap companies.

The Fund’s Overlay Strategy seeks to generate income for the Fund by utilizing a “put spread” consisting of the sale of exchange-listed short-term put options (“Short Puts”) with a notional value (strike price times the value of the shares) up to 100% of the Fund’s net assets and the purchase of an identical number of short-term put options (“Long Puts”) with a lower strike price. The Fund seeks to generate income from the sale and purchase of put options with a lower strike price to hedge against a decline in the options’ reference asset, an index of large-cap securities (the “reference index”).

A put option gives the purchaser of the option, in exchange for the premium paid, the right to sell the underlying asset at a specified price (“strike price”) at a specified date (“expiration date”). In contrast, the seller of a put option, in exchange for the premium received, is obligated to sell the underlying asset at the strike price on the expiration date. In the event the underlying asset declines in value, the value of a put option will generally increase. In the event the underlying asset appreciates in value, the value of a put option will generally decrease. The options sold by the Fund are typically expected to have an expiration date within one to two weeks of their purchase date. The strike price of the Short Puts will typically be less than the value of the reference index at the time such options are sold, and the strike price of the Long Puts will be less than the strike price of the Short Puts. The difference between such strike prices is based on Liquid Strategies, LLC’s (the “Adviser”) judgment as to the level of expected volatility in the market prior to

the options' expiration. Because the Long Puts will have a lower strike price than the Short Puts, the Long Puts are not expected to completely protect the Fund from a decline in the value of the reference index.

The Fund's Overlay Strategy is designed to seek to generate a positive return in rising and flat equity markets, and may generate a positive return in equity markets that are modestly declining, assuming the net premium collected from the options sold and purchased exceeds the net cost to close the positions. In an effort to limit losses in declining equity markets, the Fund may reduce its sale of Short Puts and/or purchase of Long Puts with strike prices closer to the strike prices of the Short Puts.

The Fund focuses primarily on equity index options which offer both European settlement (*i.e.*, options can only be exercised at their expiration date) and cash settlement (*i.e.*, options carry an obligation by their seller to pay the difference between their strike price and their settlement value instead of allowing the seller to take delivery of securities).

The potential returns of the Fund are generally limited to the amount of cash (premiums) the Fund receives when selling Short Puts, net of any cash (premiums) paid by the Fund to purchase Long Puts, plus the returns of the Underlying Investments in which the Fund invests. The Fund's sale and purchase of put options may result in the generation of positive returns for the Fund; however, the loss potential if the strategy is not effective may be greater than the profit potential. **The Fund may lose significantly more than the premiums it receives in highly volatile market conditions.**

The Adviser employs a disciplined portfolio construction process that relies on guidelines to govern capital allocations based on a quantitative methodology designed by the Adviser to measure the perceived risk of the broad U.S. equity market. In making this determination, the Adviser considers various factors including but not limited to the overall volatility (rate of change) in the markets. The Adviser bases allocation decisions on a combination of quantitative risk metrics and a qualitative assessment of potential risk/reward scenarios, with the ultimate goals of mitigating the effects of volatility in the Fund's portfolio and maintaining adequate portfolio diversification while seeking to achieve the Fund's targeted return. The Adviser evaluates the metrics associated with the valuation of options, including volatility, time to expiration and the relationship of the exercise price to the prevailing market price of the reference asset. There can be no guarantee that the Adviser will be successful in implementing the Fund's strategy. During market conditions in which market volatility rises, the price of options could rise, which, in turn, could have a detrimental effect on the Fund's performance and achieving its targeted return.

Principal Investment Risks

The principal risks of investing in the Fund are summarized below. The principal risks are presented in alphabetical order to facilitate finding particular risks and comparing them with the risks of other funds. Each risk summarized below is considered a "principal risk" of investing in the Fund, regardless of the order in which it appears. As with any investment, there is a risk that you could lose all or a portion of your investment in the Fund. Some or all of these risks may adversely affect the Fund's net asset value ("NAV"), trading price, yield, total return and/or ability to meet its investment objective. The following risks could affect the value of your investment in the Fund:

- **Cybersecurity Risk.** Cybersecurity incidents may allow an unauthorized party to gain access to Fund assets or proprietary information, or cause the Fund, the Adviser, and/or other service providers (including custodians and financial intermediaries) to suffer data breaches or data corruption. Additionally, cybersecurity failures or breaches of the electronic systems of the Fund, the Adviser, the Fund's other service providers, market makers, Authorized Participants ("APs"), the Fund's primary listing exchange, or the issuers of securities in which the Fund invests have the ability to disrupt and negatively affect the Fund's business operations, including the ability to purchase and sell Shares, potentially resulting in financial losses to the Fund and its shareholders.
- **Derivatives Securities Risk.** The Fund invests in options that derive their performance from the performance of the reference index. Derivatives, such as the options in which the Fund invests, can be volatile and involve various types and degrees of risks, depending upon the characteristics of a particular derivative. Derivatives may entail investment exposures that are greater than their cost would suggest, meaning that a small investment in a derivative could have a substantial impact on the performance of the Fund. The Fund could experience a loss if its derivatives do not perform as anticipated, or are not correlated with the performance of their underlying asset or if the Fund is unable to purchase or liquidate a position because of an illiquid secondary market. The market for many derivatives is, or suddenly can become, illiquid. Changes in liquidity may result in significant, rapid, and unpredictable changes in the prices for derivatives.
- **Equity Market Risk.** The trading prices of equity securities and other instruments fluctuate in response to a variety of factors. The Fund's NAV and market price may fluctuate significantly in response to these and other factors. As a result, an investor could lose money over short or long periods of time.
- **ETF Risks.** The Fund is an ETF and invests in other ETFs, and, as a result of this structure, is exposed directly or indirectly to the following risks:
 - *Authorized Participants, Market Makers, and Liquidity Providers Concentration Risk.* The Fund has a limited number of financial institutions that may act as APs. In addition, there may be a limited number of market makers and/or liquidity

providers in the marketplace. Shares may trade at a material discount to NAV and possibly face delisting if either: (i) APs exit the business or otherwise become unable to process creation and/or redemption orders and no other APs step forward to perform these services, or (ii) market makers and/or liquidity providers exit the business or significantly reduce their business activities and no other entities step forward to perform their functions.

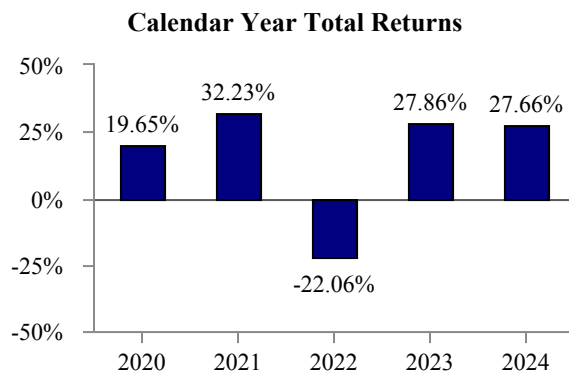
- *Cash Redemption Risk.* The Fund’s investment strategy may require it to redeem Shares for cash or to otherwise include cash as part of its redemption proceeds. For example, the Fund may not be able to redeem in-kind certain securities held by the Fund (e.g., short positions and derivative instruments). In such a case, the Fund may be required to sell or unwind portfolio investments to obtain the cash needed to distribute redemption proceeds. This may cause the Fund to recognize a capital gain that it might not have recognized if it had made a redemption in-kind. As a result, the Fund may pay out higher annual capital gain distributions than if the in-kind redemption process was used.
- *Costs of Buying or Selling Shares Risk.* Due to the costs of buying or selling Shares, including brokerage commissions imposed by brokers and bid/ask spreads, frequent trading of Shares may significantly reduce investment results and an investment in Shares may not be advisable for investors who anticipate regularly making small investments.
- *Shares May Trade at Prices Other Than NAV Risk.* As with all ETFs, Shares may be bought and sold in the secondary market at market prices. Although it is expected that the market price of Shares will approximate the Fund’s NAV, there may be times when the market price of Shares is more than the NAV intra-day (premium) or less than the NAV intra-day (discount) due to supply and demand of Shares or during periods of market volatility. This risk is heightened in times of market volatility, periods of steep market declines, and periods when there is limited trading activity for Shares in the secondary market, in which case such premiums or discounts may be significant.
- *Trading Risk.* Although Shares are listed for trading on the Cboe BZX Exchange, Inc. (the “Exchange”) and may be traded on U.S. exchanges other than the Exchange, there can be no assurance that Shares will trade with any volume, or at all, on any stock exchange. In stressed market conditions, the liquidity of Shares may begin to mirror the liquidity of the Fund’s underlying portfolio holdings, which can be significantly less liquid than the Shares.
- **Implied Volatility Risk.** When the Fund sells an option, it gains the amount of the premium it receives, but also incurs a liability representing the value of the option it has sold until the option is either exercised and finishes “in the money,” meaning it has value and can be sold, or the option expires worthless, or the expiration of the option is “rolled,” or extended forward. The value of the options in which the Fund invests is based partly on the volatility used by market participants to price such options (i.e., implied volatility). Accordingly, increases in the implied volatility of such options will cause the value of such options to increase (even if the prices of the options’ underlying stocks do not change), which will result in a corresponding increase in the liabilities of the Fund under such options and thus decrease the Fund’s NAV.
- **Market Capitalization Risk.**
 - *Large-Capitalization Investing Risk.* The securities of large-capitalization companies may be relatively mature compared to smaller companies and, therefore, subject to slower growth during times of economic expansion. Large-capitalization companies also may be unable to respond quickly to new competitive challenges, such as changes in technology and consumer tastes.
- **Market Risk.** The trading prices of securities and other instruments fluctuate in response to a variety of factors. These factors include events impacting the entire market or specific market segments, such as political, market and economic developments, as well as events that impact specific issuers. The Fund’s NAV and market price, like security and commodity prices generally, may fluctuate significantly in response to these and other factors. As a result, an investor could lose money over short or long periods of time. U.S. and international markets have experienced significant periods of volatility in recent years due to a number of these factors, including the impact of the COVID-19 pandemic and related public health issues, growth concerns in the U.S. and overseas, uncertainties regarding interest rates, trade tensions and the threat of and/or actual imposition of tariffs by the U.S. and other countries. In addition, local, regional or global events such as war, including Russia’s invasion of Ukraine, acts of terrorism, recessions, rising inflation, or other events could have a significant negative impact on the Fund and its investments. These developments as well as other events could result in further market volatility and negatively affect financial asset prices, the liquidity of certain securities and the normal operations of securities exchanges and other markets.
- **Options Risk.** Selling (writing) and buying options are speculative activities and entail greater than ordinary investment risks. The Fund’s use of put options can lead to losses because of adverse movements in the price or value of the underlying asset, which may be magnified by certain features of the options. When selling a put option, the Fund will receive a premium; however, this premium may not be enough to offset a loss incurred by the Fund if the price of the underlying asset is below the strike price by an amount equal to or greater than the premium. Purchasing of put options involves the payment of premiums, which may adversely affect the Fund’s performance. Purchasing a put option gives the purchaser of the option the right to sell a specified quantity of an underlying asset at a fixed exercise price over a defined period of time. Purchased put options may expire worthless resulting in the Fund’s loss of the premium it paid for the option.

The value of an option may be adversely affected if the market for the option becomes less liquid or smaller, and will be affected by changes in the value or yield of the option's underlying asset, an increase in interest rates, a change in the actual or perceived volatility of the stock market or the underlying asset and the remaining time to expiration. Additionally, the value of an option does not increase or decrease at the same rate as the underlying asset. The Fund's use of options may reduce the Fund's ability to profit from increases in the value of the underlying asset. If the price of the underlying asset of an option is above the strike price of a written put option, the value of the option, and consequently of the Fund, may decline significantly more than if the Fund invested directly in the underlying asset instead of using options. While the Fund will limit its leverage risk based on its value-at-risk test (or "VaR"), the Fund could still lose a significant amount or nearly all of its value if the price of an underlying asset changes significantly enough.

- **Return of Capital Risk.** The Fund expects to make monthly distributions regardless of its performance. All or a portion of such distributions may represent a return of capital. A return of capital is the portion of the distribution representing the return of your investment in the Fund. A return of capital is generally tax-free to the extent of a shareholder's basis in the Fund's shares and reduces the shareholder's basis in their shares and results in a higher capital gain or lower capital loss when the shares on which the return of capital distribution was received are sold. After a shareholder's basis in the shares has been reduced to zero, return of capital distributions will be treated as gain from the sale of the shareholder's shares.
- **Tax Risk.** The writing of options by the Fund may significantly reduce or eliminate its ability to make distributions eligible to be treated as qualified dividend income. Options entered into by the Fund may also be subject to the federal tax rules applicable to straddles under the Internal Revenue Code of 1986, as amended (the "Code"). If positions held by the Fund were treated as "straddles" for federal income tax purposes, or the Fund's risk of loss with respect to a position was otherwise diminished as set forth in Treasury regulations, dividends on stocks that are a part of such positions would not constitute qualified dividend income subject to such favorable income tax treatment in the hands of non-corporate shareholders or eligible for the dividends received deduction for corporate shareholders. In addition, generally, straddles are subject to certain rules that may affect the amount, character, and timing of the Fund's recognition of gains and losses with respect to straddle positions.

Performance

The performance information presented below provides some indication of the risks of investing in the Fund by showing the extent to which the Fund's performance can change from year to year and over time. The bar chart below shows the Fund's performance for the most recent calendar years ended December 31. The table illustrates how the Fund's average annual returns for the 1-year, 5-year, and since inception periods compare with those of the S&P 500® TR Index, a broad-based securities market index intended to represent the overall domestic equity market. The Fund's past performance, before and after taxes, does not necessarily indicate how it will perform in the future. Updated performance information is available on the Fund's website at www.overlayshares.com or by calling the Fund at 1-866-704-6857.



The calendar year-to-date total return of the Fund as of September 30, 2025 was 14.34%. During the period of time shown in the bar chart, the highest quarterly return was 22.04% for the quarter ended June 30, 2020, and the lowest quarterly return was -21.35% for the quarter ended March 31, 2020.

**Average Annual Total Returns
(for periods ended December 31, 2024)**

Overlay Shares Large Cap Equity ETF	1-Year	5-Year	Since Inception (9/30/2019)
Return Before Taxes	27.66%	15.01%	16.37%
Return After Taxes on Distributions	27.16%	14.34%	15.69%
Return After Taxes on Distributions and Sale of Shares	16.72%	11.92%	13.10%
S&P 500® TR Index (reflects no deduction for fees, expenses, or taxes)	25.02%	14.53%	15.68%

After-tax returns are calculated using the historical highest individual federal marginal income tax rates during the period covered by the table above and do not reflect the impact of state and local taxes. Actual after-tax returns depend on an investor's tax situation and may differ from those shown. After-tax returns shown are not relevant to investors who hold their shares through tax-deferred arrangements such as an individual retirement account ("IRA") or other tax-advantaged accounts.

In certain cases, the figure representing "Return After Taxes on Distributions and Sale of Fund Shares" may be higher than the other return figures for the same period. A higher after-tax return results when a capital loss occurs upon redemption and provides an assumed tax benefit to the investor.

Portfolio Management

Adviser Liquid Strategies, LLC
Portfolio Managers Adam Stewart, CFA and Shawn Gibson have been portfolio managers of the Fund since its inception in 2019.

Purchase and Sale of Shares

The Fund issues and redeems Shares at NAV only in large blocks known as "Creation Units," which only APs (typically, broker-dealers) may purchase or redeem. The Fund generally issues and redeems Creation Units in exchange for a portfolio of securities and/or a designated amount of U.S. cash.

Shares are listed on the Exchange, and individual Shares may only be bought and sold in the secondary market through a broker or dealer at market prices, rather than NAV. Because Shares trade at market prices rather than NAV, Shares may trade at a price greater than NAV (premium) or less than NAV (discount).

An investor may incur costs attributable to the difference between the highest price a buyer is willing to pay to purchase Shares (the "bid" price) and the lowest price a seller is willing to accept for Shares (the "ask" price) when buying or selling Shares in the secondary market. The difference in the bid and ask prices is referred to as the "bid-ask spread."

Recent information regarding the Fund's NAV, market price, how often Shares traded on the Exchange at a premium or discount, and bid-ask spreads can be found on the Fund's website at www.overlayshares.com.

Tax Information

The Fund's distributions are generally taxable as ordinary income, qualified dividend income, or capital gains (or a combination), unless your investment is held in an IRA or other tax-advantaged account. Distributions on investments made through tax-deferred arrangements may be taxed later upon withdrawal of assets from those accounts.

Financial Intermediary Compensation

If you purchase Shares through a broker-dealer or other financial intermediary (such as a bank) (an "Intermediary"), the Adviser or its affiliates may pay Intermediaries for certain activities related to the Fund, including participation in activities that are designed to make Intermediaries more knowledgeable about exchange-traded products, including the Fund, or for other activities, such as marketing, educational training or other initiatives related to the sale or promotion of Shares. These payments may create a conflict of interest by influencing the Intermediary and your salesperson to recommend the Fund over another investment. Any such arrangements do not result in increased Fund expenses. Ask your salesperson or visit the Intermediary's website for more information.

OVERLAY SHARES SMALL CAP EQUITY ETF

Investment Objective

The Overlay Shares Small Cap Equity ETF (the “Fund” or “Small Cap ETF”) seeks total return.

Fees and Expenses of the Fund

This table describes the fees and expenses that you may pay if you buy, hold, and sell shares of the Fund (“Shares”). **You may pay other fees, such as brokerage commissions and other fees to financial intermediaries, which are not reflected in the table and Example below.**

Shareholder Fees (<i>fees paid directly from your investment</i>)	None
Annual Fund Operating Expenses (<i>expenses that you pay each year as a percentage of the value of your investment</i>)	
Management Fees	0.75%
Distribution and/or Service (12b-1) Fees	0.00%
Other Expenses	0.02%
Acquired Fund Fees and Expenses	0.06%
Total Annual Fund Operating Expenses*	0.83%

* The Total Annual Fund Operating Expenses do not correlate to the expense ratio in the Fund’s Financial Highlights and financial statements because the Financial Highlights and financial statements include only the direct operating expenses incurred by the Fund and exclude Acquired Fund Fees and Expenses, which are the indirect costs of investing in other investment companies.

Example

This Example is intended to help you compare the cost of investing in the Fund with the cost of investing in other funds. The Example assumes that you invest \$10,000 in the Fund for the time periods indicated and then redeem all of your Shares at the end of those periods. The Example also assumes that your investment has a 5% return each year and that the Fund’s operating expenses remain the same. The Example does not take into account brokerage commissions that you may pay on your purchases and sales of Shares. Although your actual costs may be higher or lower, based on these assumptions your costs would be:

1 Year: \$85 **3 Years:** \$265 **5 Years:** \$460 **10 Years:** \$1,025

Portfolio Turnover

The Fund pays transaction costs, such as commissions, when it buys and sells securities (or “turns over” its portfolio). A higher portfolio turnover rate may indicate higher transaction costs and may result in higher taxes when Shares are held in a taxable account. These costs, which are not reflected in the Total Annual Fund Operating Expenses or in the Example, affect the Fund’s performance. For the fiscal year ended August 31, 2025, the Fund’s portfolio turnover rate was 6% of the average value of its portfolio.

Principal Investment Strategies

The Fund is an actively-managed exchange-traded fund (“ETF”) that seeks to achieve its objective by (i) investing in one or more other ETFs that seek to obtain exposure to the performance of U.S. small cap equity securities or directly in the securities held by such ETFs (collectively, the “Underlying Investments”) and (ii) selling and purchasing listed short-term put options to generate income to the Fund (the “Overlay Strategy”). Under normal circumstances, at least 80% of the Fund’s net assets, plus borrowings for investment purposes, will be invested, directly or indirectly, in equity securities of small-cap companies.

The Overlay Strategy seeks to generate income for the Fund by utilizing a “put spread” consisting of the sale of exchange-listed short-term put options (“Short Puts”) with a notional value (strike price times the value of the shares) up to 100% of the Fund’s net assets and the purchase of an identical number of short-term put options (“Long Puts”) with a lower strike price. The Fund seeks to generate income from the sale and purchase of put options with a lower strike price to hedge against a decline in the options’ reference asset, an index of large-cap securities (the “reference index”).

A put option gives the purchaser of the option, in exchange for the premium paid, the right to sell the underlying asset at a specified price (“strike price”) at a specified date (“expiration date”). In contrast, the seller of a put option, in exchange for the premium received, is obligated to sell the underlying asset at the strike price on the expiration date. In the event the underlying asset declines in value, the value of a put option will generally increase. In the event the underlying asset appreciates in value, the value of a put option will generally decrease. The options sold by the Fund are typically expected to have an expiration date within one to two weeks of their purchase date. The strike price of the Short Puts will typically be less than the value of the reference index at the time such options are sold, and the strike price of the Long Puts will be less than the strike price of the Short Puts. The difference between such strike prices is based on Liquid Strategies, LLC’s (the “Adviser”) judgment as to the level of expected volatility in the market prior to

the options' expiration. Because the Long Puts will have a lower strike price than the Short Puts, the Long Puts are not expected to completely protect the Fund from a decline in the reference index.

The Fund's Overlay Strategy is designed to seek to generate a positive return in rising and flat equity markets, and may generate a positive return in equity markets that are modestly declining, assuming the net premium collected from the options sold and purchased exceeds the net cost to close the option positions. In an effort to limit losses in declining equity markets, the Fund may reduce its sale of Short Puts and/or purchase of Long Puts with strike prices closer to the strike prices of the Short Puts.

The Fund focuses primarily on equity index options which offer both European settlement (*i.e.*, options can only be exercised at their expiration date) and cash settlement (*i.e.*, options carry an obligation by their seller to pay the difference between their strike price and their settlement value instead of allowing the seller to take delivery of securities).

The potential returns of the Fund are generally limited to the amount of cash (premiums) the Fund receives when selling Short Puts, net of any cash (premiums) paid by the Fund to purchase Long Puts, plus the returns of the Underlying Investments in which the Fund invests. The Fund's sale and purchase of put options may result in the generation of positive returns for the Fund; however, the loss potential if the strategy is not effective may be greater than the profit potential. **The Fund may lose significantly more than the premiums it receives in highly volatile market conditions.**

The Adviser employs a disciplined portfolio construction process that relies on guidelines to govern capital allocations based on a quantitative methodology designed by the Adviser to measure the perceived risk of the broad U.S. equity market. In making this determination, the Adviser considers various factors including but not limited to the overall volatility (rate of change) in the markets. The Adviser bases allocation decisions on a combination of quantitative risk metrics and a qualitative assessment of potential risk/reward scenarios, with the ultimate goals of mitigating the effects of volatility in the Fund's portfolio and maintaining adequate portfolio diversification while seeking to achieve the Fund's targeted return. The Adviser evaluates the metrics associated with the valuation of options, including volatility, time to expiration and the relationship of the exercise price to the prevailing market price of the underlying instrument. There can be no guarantee that the Adviser will be successful in implementing the Fund's strategy. During market conditions in which market volatility rises, the price of options could rise, which, in turn, could have a detrimental effect on the Fund's performance and achieving its targeted return.

Principal Investment Risks

The principal risks of investing in the Fund are summarized below. The principal risks are presented in alphabetical order to facilitate finding particular risks and comparing them with the risks of other funds. Each risk summarized below is considered a "principal risk" of investing in the Fund, regardless of the order in which it appears. As with any investment, there is a risk that you could lose all or a portion of your investment in the Fund. Some or all of these risks may adversely affect the Fund's net asset value ("NAV"), trading price, yield, total return and/or ability to meet its investment objective. The following risks could affect the value of your investment in the Fund:

- **Cybersecurity Risk.** Cybersecurity incidents may allow an unauthorized party to gain access to Fund assets or proprietary information, or cause the Fund, the Adviser, and/or other service providers (including custodians and financial intermediaries) to suffer data breaches or data corruption. Additionally, cybersecurity failures or breaches of the electronic systems of the Fund, the Adviser, the Fund's other service providers, market makers, Authorized Participants ("APs"), the Fund's primary listing exchange, or the issuers of securities in which the Fund invests have the ability to disrupt and negatively affect the Fund's business operations, including the ability to purchase and sell Shares, potentially resulting in financial losses to the Fund and its shareholders.
- **Derivatives Securities Risk.** The Fund invests in options that derive their performance from the performance of the reference index. Derivatives, such as the options in which the Fund invests, can be volatile and involve various types and degrees of risks, depending upon the characteristics of a particular derivative. Derivatives may entail investment exposures that are greater than their cost would suggest, meaning that a small investment in a derivative could have a substantial impact on the performance of the Fund. The Fund could experience a loss if its derivatives do not perform as anticipated, or are not correlated with the performance of their underlying asset or if the Fund is unable to purchase or liquidate a position because of an illiquid secondary market. The market for many derivatives is, or suddenly can become, illiquid. Changes in liquidity may result in significant, rapid, and unpredictable changes in the prices for derivatives.
- **Equity Market Risk.** The trading prices of equity securities and other instruments fluctuate in response to a variety of factors. The Fund's NAV and market price may fluctuate significantly in response to these and other factors. As a result, an investor could lose money over short or long periods of time.
- **ETF Risks.** The Fund is an ETF and invests in other ETFs, and, as a result of this structure, is exposed directly or indirectly to the following risks:
 - *Authorized Participants, Market Makers, and Liquidity Providers Concentration Risk.* The Fund has a limited number of financial institutions that may act as APs. In addition, there may be a limited number of market makers and/or liquidity

providers in the marketplace. Shares may trade at a material discount to NAV and possibly face delisting if either: (i) APs exit the business or otherwise become unable to process creation and/or redemption orders and no other APs step forward to perform these services, or (ii) market makers and/or liquidity providers exit the business or significantly reduce their business activities and no other entities step forward to perform their functions.

- *Cash Redemption Risk.* The Fund’s investment strategy may require it to redeem Shares for cash or to otherwise include cash as part of its redemption proceeds. For example, the Fund may not be able to redeem in-kind certain securities held by the Fund (e.g., short positions and derivative instruments). In such a case, the Fund may be required to sell or unwind portfolio investments to obtain the cash needed to distribute redemption proceeds. This may cause the Fund to recognize a capital gain that it might not have recognized if it had made a redemption in-kind. As a result, the Fund may pay out higher annual capital gain distributions than if the in-kind redemption process was used.
- *Costs of Buying or Selling Shares Risk.* Due to the costs of buying or selling Shares, including brokerage commissions imposed by brokers and bid/ask spreads, frequent trading of Shares may significantly reduce investment results and an investment in Shares may not be advisable for investors who anticipate regularly making small investments.
- *Shares May Trade at Prices Other Than NAV Risk.* As with all ETFs, Shares may be bought and sold in the secondary market at market prices. Although it is expected that the market price of Shares will approximate the Fund’s NAV, there may be times when the market price of Shares is more than the NAV intra-day (premium) or less than the NAV intra-day (discount) due to supply and demand of Shares or during periods of market volatility. This risk is heightened in times of market volatility, periods of steep market declines, and periods when there is limited trading activity for Shares in the secondary market, in which case such premiums or discounts may be significant.
- *Trading Risk.* Although Shares are listed for trading on the Cboe BZX Exchange, Inc. (the “Exchange”) and may be traded on U.S. exchanges other than the Exchange, there can be no assurance that Shares will trade with any volume, or at all, on any stock exchange. In stressed market conditions, the liquidity of Shares may begin to mirror the liquidity of the Fund’s underlying portfolio holdings, which can be significantly less liquid than the Shares.
- **Implied Volatility Risk.** When the Fund sells an option, it gains the amount of the premium it receives, but also incurs a liability representing the value of the option it has sold until the option is either exercised and finishes “in the money,” meaning it has value and can be sold, or the option expires worthless, or the expiration of the option is “rolled,” or extended forward. The value of the options in which the Fund invests is based partly on the volatility used by market participants to price such options (i.e., implied volatility). Accordingly, increases in the implied volatility of such options will cause the value of such options to increase (even if the prices of the options’ underlying stocks do not change), which will result in a corresponding increase in the liabilities of the Fund under such options and thus decrease the Fund’s NAV.
- **Market Capitalization Risk.**
 - *Small-Capitalization Investing Risk.* The securities of small-capitalization companies may be more vulnerable to adverse issuer, market, political, or economic developments than securities of large- or mid-capitalization companies. The securities of small-capitalization companies generally trade in lower volumes and are subject to greater and more unpredictable price changes than large- or mid-capitalization stocks or the stock market as a whole. There is typically less publicly available information concerning smaller-capitalization companies than for larger, more established companies.
- **Market Risk.** The trading prices of securities and other instruments fluctuate in response to a variety of factors. These factors include events impacting the entire market or specific market segments, such as political, market and economic developments, as well as events that impact specific issuers. The Fund’s NAV and market price, like security and commodity prices generally, may fluctuate significantly in response to these and other factors. As a result, an investor could lose money over short or long periods of time. U.S. and international markets have experienced significant periods of volatility in recent years due to a number of these factors, including the impact of the COVID-19 pandemic and related public health issues, growth concerns in the U.S. and overseas, uncertainties regarding interest rates, trade tensions and the threat of and/or actual imposition of tariffs by the U.S. and other countries. In addition, local, regional or global events such as war, including Russia’s invasion of Ukraine, acts of terrorism, recessions, rising inflation, or other events could have a significant negative impact on the Fund and its investments. These developments as well as other events could result in further market volatility and negatively affect financial asset prices, the liquidity of certain securities and the normal operations of securities exchanges and other markets.
- **Options Risk.** Selling (writing) and buying options are speculative activities and entail greater than ordinary investment risks. The Fund’s use of put options can lead to losses because of adverse movements in the price or value of the underlying asset, which may be magnified by certain features of the options. When selling a put option, the Fund will receive a premium; however, this premium may not be enough to offset a loss incurred by the Fund if the price of the underlying asset is below the strike price by an amount equal to or greater than the premium. Purchasing of put options involves the payment of premiums, which may adversely affect the Fund’s performance. Purchasing a put option gives the purchaser of the option the right to sell a specified

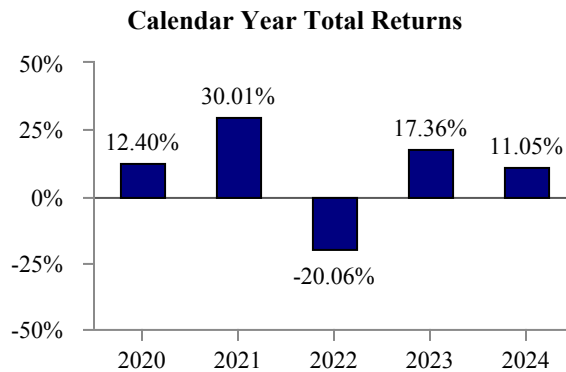
quantity of an underlying asset at a fixed exercise price over a defined period of time. Purchased put options may expire worthless resulting in the Fund’s loss of the premium it paid for the option.

The value of an option may be adversely affected if the market for the option becomes less liquid or smaller, and will be affected by changes in the value or yield of the option’s underlying asset, an increase in interest rates, a change in the actual or perceived volatility of the stock market or the underlying asset and the remaining time to expiration. Additionally, the value of an option does not increase or decrease at the same rate as the underlying asset. The Fund’s use of options may reduce the Fund’s ability to profit from increases in the value of the underlying asset. If the price of the underlying asset of an option is above the strike price of a written put option, the value of the option, and consequently of the Fund, may decline significantly more than if the Fund invested directly in the underlying asset instead of using options. While the Fund will limit its leverage risk based on its value-at-risk test (or “VaR”), the Fund could still lose a significant amount or nearly all of its value if the price of an underlying asset changes significantly enough.

- **Return of Capital Risk.** The Fund expects to make monthly distributions regardless of its performance. All or a portion of such distributions may represent a return of capital. A return of capital is the portion of the distribution representing the return of your investment in the Fund. A return of capital is generally tax-free to the extent of a shareholder’s basis in the Fund’s shares and reduces the shareholder’s basis in their shares and results in a higher capital gain or lower capital loss when the shares on which the return of capital distribution was received are sold. After a shareholder’s basis in the shares has been reduced to zero, return of capital distributions will be treated as gain from the sale of the shareholder’s shares.
- **Tax Risk.** The writing of options by the Fund may significantly reduce or eliminate its ability to make distributions eligible to be treated as qualified dividend income. Options entered into by the Fund may also be subject to the federal tax rules applicable to straddles under the Internal Revenue Code of 1986, as amended (the “Code”). If positions held by the Fund were treated as “straddles” for federal income tax purposes, or the Fund’s risk of loss with respect to a position was otherwise diminished as set forth in Treasury regulations, dividends on stocks that are a part of such positions would not constitute qualified dividend income subject to such favorable income tax treatment in the hands of non-corporate shareholders or eligible for the dividends received deduction for corporate shareholders. In addition, generally, straddles are subject to certain rules that may affect the amount, character, and timing of the Fund’s recognition of gains and losses with respect to straddle positions.

Performance

The performance information presented below provides some indication of the risks of investing in the Fund by showing the extent to which the Fund’s performance can change from year to year and over time. The bar chart below shows the Fund’s performance for the most recent calendar years ended December 31. The table illustrates how the Fund’s average annual returns for the 1-year, 5-year, and since inception periods compare with those of the S&P 500® TR Index, a broad-based securities market index intended to represent the overall domestic equity market. Performance also is shown for the S&P SmallCap 600® TR Index, an additional index that represents the asset class in which the Fund invests. The Fund’s past performance, before and after taxes, does not necessarily indicate how it will perform in the future. Updated performance information is available on the Fund’s website at www.overlayshares.com or by calling the Fund at 1-866-704-6857.



The calendar year-to-date total return of the Fund as of September 30, 2025 was 4.02%. During the period of time shown in the bar chart, the highest quarterly return was 31.99% for the quarter ended December 31, 2020, and the lowest quarterly return was -34.12% for the quarter ended March 31, 2020.

**Average Annual Total Returns
(for periods ended December 31, 2024)**

Overlay Shares Small Cap Equity ETF	1-Year	5-Year	Since Inception (9/30/2019)
Return Before Taxes	11.05%	8.77%	10.20%
Return After Taxes on Distributions	10.03%	7.99%	9.41%
Return After Taxes on Distributions and Sale of Shares	7.24%	6.78%	7.96%
S&P 500® TR Index (reflects no deduction for fees, expenses, or taxes)	25.02%	14.53%	15.68%
S&P SmallCap 600® TR Index (reflects no deduction for fees, expenses, or taxes)	8.70%	8.36%	9.57%

After-tax returns are calculated using the historical highest individual federal marginal income tax rates during the period covered by the table above and do not reflect the impact of state and local taxes. Actual after-tax returns depend on an investor's tax situation and may differ from those shown. After-tax returns shown are not relevant to investors who hold their shares through tax-deferred arrangements such as an individual retirement account ("IRA") or other tax-advantaged accounts.

In certain cases, the figure representing "Return After Taxes on Distributions and Sale of Fund Shares" may be higher than the other return figures for the same period. A higher after-tax return results when a capital loss occurs upon redemption and provides an assumed tax benefit to the investor.

Portfolio Management

Adviser Liquid Strategies, LLC

Portfolio Managers Adam Stewart, CFA and Shawn Gibson have been portfolio managers of the Fund since its inception in 2019.

Purchase and Sale of Shares

The Fund issues and redeems Shares at NAV only in large blocks known as "Creation Units," which only APs (typically, broker-dealers) may purchase or redeem. The Fund generally issues and redeems Creation Units in exchange for a portfolio of securities and/or a designated amount of U.S. cash.

Shares are listed on the Exchange, and individual Shares may only be bought and sold in the secondary market through a broker or dealer at market prices, rather than NAV. Because Shares trade at market prices rather than NAV, Shares may trade at a price greater than NAV (premium) or less than NAV (discount).

An investor may incur costs attributable to the difference between the highest price a buyer is willing to pay to purchase Shares (the "bid" price) and the lowest price a seller is willing to accept for Shares (the "ask" price) when buying or selling Shares in the secondary market. The difference in the bid and ask prices is referred to as the "bid-ask spread."

Recent information regarding the Fund's NAV, market price, how often Shares traded on the Exchange at a premium or discount, and bid-ask spreads can be found on the Fund's website at www.overlayshares.com.

Tax Information

The Fund's distributions are generally taxable as ordinary income, qualified dividend income, or capital gains (or a combination), unless your investment is held in an IRA or other tax-advantaged account. Distributions on investments made through tax-deferred arrangements may be taxed later upon withdrawal of assets from those accounts.

Financial Intermediary Compensation

If you purchase Shares through a broker-dealer or other financial intermediary (such as a bank) (an "Intermediary"), the Adviser or its affiliates may pay Intermediaries for certain activities related to the Fund, including participation in activities that are designed to make Intermediaries more knowledgeable about exchange-traded products, including the Fund, or for other activities, such as marketing, educational training or other initiatives related to the sale or promotion of Shares. These payments may create a conflict of interest by influencing the Intermediary and your salesperson to recommend the Fund over another investment. Any such arrangements do not result in increased Fund expenses. Ask your salesperson or visit the Intermediary's website for more information.

OVERLAY SHARES FOREIGN EQUITY ETF

Investment Objective

The Overlay Shares Foreign Equity ETF (the “Fund” or “Foreign Equity ETF”) seeks total return.

Fees and Expenses of the Fund

This table describes the fees and expenses that you may pay if you buy, hold, and sell shares of the Fund (“Shares”). **You may pay other fees, such as brokerage commissions and other fees to financial intermediaries, which are not reflected in the table and Example below.**

Shareholder Fees (<i>fees paid directly from your investment</i>)	None
Annual Fund Operating Expenses (<i>expenses that you pay each year as a percentage of the value of your investment</i>)	
Management Fees	0.75%
Distribution and/or Service (12b-1) Fees	0.00%
Other Expenses	0.01%
Acquired Fund Fees and Expenses	0.07%
Total Annual Fund Operating Expenses*	0.83%

* The Total Annual Fund Operating Expenses do not correlate to the expense ratio in the Fund’s Financial Highlights and financial statements because the Financial Highlights and financial statements include only the direct operating expenses incurred by the Fund and exclude Acquired Fund Fees and Expenses, which are the indirect costs of investing in other investment companies.

Example

This Example is intended to help you compare the cost of investing in the Fund with the cost of investing in other funds. The Example assumes that you invest \$10,000 in the Fund for the time periods indicated and then redeem all of your Shares at the end of those periods. The Example also assumes that your investment has a 5% return each year and that the Fund’s operating expenses remain the same. The Example does not take into account brokerage commissions that you may pay on your purchases and sales of Shares. Although your actual costs may be higher or lower, based on these assumptions your costs would be:

1 Year: \$85 **3 Years:** \$265 **5 Years:** \$460 **10 Years:** \$1,025

Portfolio Turnover

The Fund pays transaction costs, such as commissions, when it buys and sells securities (or “turns over” its portfolio). A higher portfolio turnover rate may indicate higher transaction costs and may result in higher taxes when Shares are held in a taxable account. These costs, which are not reflected in the Total Annual Fund Operating Expenses or in the Example, affect the Fund’s performance. For the fiscal year ended August 31, 2025, the Fund’s portfolio turnover rate was 12% of the average value of its portfolio.

Principal Investment Strategies

The Fund is an actively-managed exchange-traded fund (“ETF”) that seeks to achieve its objective by (i) investing in one or more other ETFs that seek exposure to the performance of non-U.S. equity securities (from both developed and emerging markets) or directly in the securities held by such ETFs (collectively, the “Underlying Investments”) and (ii) selling and purchasing listed short-term put options to generate income to the Fund (the “Overlay Strategy”). Under normal circumstances, at least 80% of the Fund’s net assets, plus borrowings for investment purposes, will be invested, directly or indirectly, in equity securities of non-U.S. companies. For purposes of the foregoing policy, the Fund defines “securities of non-U.S. companies” as those that are principally traded on a non-U.S. stock exchange, are issued by companies incorporated in a non-U.S. country, or depositary receipts representing such securities.

The Fund’s Overlay Strategy seeks to generate income for the Fund by utilizing a “put spread” consisting of the sale of exchange-listed short-term put options (“Short Puts”) with a notional value (strike price times the value of the shares) up to 100% of the Fund’s net assets and the purchase of an identical number of short-term put options (“Long Puts”) with a lower strike price. The Fund seeks to generate income from the sale and purchase of put options with a lower strike price to hedge against a decline in the options’ reference asset, an index of large-cap securities (the “reference index”).

A put option gives the purchaser of the option, in exchange for the premium paid, the right to sell the underlying asset at a specified price (“strike price”) at a specified date (“expiration date”). In contrast, the seller of a put option, in exchange for the premium received, is obligated to sell the underlying asset at the strike price on the expiration date. In the event the underlying asset declines in value, the value of a put option will generally increase. In the event the underlying asset appreciates in value, the value of a put option will generally decrease. The options sold by the Fund are typically expected to have an expiration date within one to two weeks of

their purchase date. The strike price of the Short Puts will typically be less than the value of the reference index at the time such options are sold, and the strike price of the Long Puts will be less than the strike price of the Short Puts. The difference between such strike prices is based on Liquid Strategies, LLC's (the "Adviser") judgment as to the level of expected volatility in the market prior to the options' expiration. Because the Long Puts will have a lower strike price than the Short Puts, the Long Puts are not expected to completely protect the Fund from a decline in the reference index.

The Fund's Overlay Strategy is designed to seek to generate a positive return in rising and flat equity markets, and may generate a positive return in equity markets that are modestly declining, assuming the net premiums collected from the options sold and purchased exceeds the net cost to close the positions. In an effort to limit losses in declining equity markets, the Fund may reduce its sale of Short Puts and/or purchase Long Puts with strike prices closer to the strike prices of the Short Puts. The Fund focuses primarily on equity index options which offer both European settlement (*i.e.*, options can only be exercised at their expiration date) and cash settlement (*i.e.*, options carry an obligation by their seller to pay the difference between their strike price and their settlement value instead of allowing the seller to take delivery of securities).

The potential returns of the Fund are generally limited to the amount of cash (premiums) the Fund receives when selling Short Puts, net of any cash (premiums) paid by the Fund to purchase Long Puts, plus the returns of the Underlying Investments in which the Fund invests. The Fund's sale and purchase of put options may result in the generation of positive returns for the Fund; however, the loss potential if the strategy is not effective may be greater than the profit potential. **The Fund may lose significantly more than the premiums it receives in highly volatile market conditions.**

The Adviser employs a disciplined portfolio construction process that relies on guidelines to govern capital allocations based on a quantitative methodology designed by the Adviser to measure the perceived risk of the broad U.S. equity market. In making this determination, the Adviser considers various factors including but not limited to the overall volatility (rate of change) in the markets. The Adviser bases allocation decisions on a combination of quantitative risk metrics and a qualitative assessment of potential risk/reward scenarios, with the ultimate goals of mitigating the effects of volatility in the Fund's portfolio and maintaining adequate portfolio diversification while seeking to achieve the Fund's targeted return. The Adviser evaluates the metrics associated with the valuation of options, including volatility, time to expiration and the relationship of the exercise price to the prevailing market price of the underlying instrument. There can be no guarantee that the Adviser will be successful in implementing the Fund's strategy. During market conditions in which market volatility rises, the price of options could rise, which, in turn, could have a detrimental effect on the Fund's performance and achieving its targeted return.

Principal Investment Risks

The principal risks of investing in the Fund are summarized below. The principal risks are presented in alphabetical order to facilitate finding particular risks and comparing them with the risks of other funds. Each risk summarized below is considered a "principal risk" of investing in the Fund, regardless of the order in which it appears. As with any investment, there is a risk that you could lose all or a portion of your investment in the Fund. Some or all of these risks may adversely affect the Fund's net asset value ("NAV"), trading price, yield, total return and/or ability to meet its investment objective. The following risks could affect the value of your investment in the Fund:

- **Currency Exchange Rate Risk.** The Fund invests, directly or indirectly, in investments denominated in non-U.S. currencies or in securities that provide exposure to such currencies. Changes in currency exchange rates and the relative value of non-U.S. currencies will affect the value of the Fund's investment and the value of your Shares. Currency exchange rates can be very volatile and can change quickly and unpredictably. As a result, the value of an investment in the Fund may change quickly and without warning and you may lose money.
- **Cybersecurity Risk.** Cybersecurity incidents may allow an unauthorized party to gain access to Fund assets or proprietary information, or cause the Fund, the Adviser, and/or other service providers (including custodians and financial intermediaries) to suffer data breaches or data corruption. Additionally, cybersecurity failures or breaches of the electronic systems of the Fund, the Adviser, the Fund's other service providers, market makers, Authorized Participants ("APs"), the Fund's primary listing exchange, or the issuers of securities in which the Fund invests have the ability to disrupt and negatively affect the Fund's business operations, including the ability to purchase and sell Shares, potentially resulting in financial losses to the Fund and its shareholders.
- **Derivatives Securities Risk.** The Fund invests in options that derive their performance from the performance of the reference index. Derivatives, such as the options in which the Fund invests, can be volatile and involve various types and degrees of risks, depending upon the characteristics of a particular derivative. Derivatives may entail investment exposures that are greater than their cost would suggest, meaning that a small investment in a derivative could have a substantial impact on the performance of the Fund. The Fund could experience a loss if its derivatives do not perform as anticipated, or are not correlated with the performance of their underlying asset or if the Fund is unable to purchase or liquidate a position because of an illiquid secondary market. The market for many derivatives is, or suddenly can become, illiquid. Changes in liquidity may result in significant, rapid, and unpredictable changes in the prices for derivatives.

- **Emerging Markets Risk.** The Fund’s direct or indirect investments in securities of issuers in emerging market countries are subject to all of the risks of foreign investing generally, and have additional heightened risks due to a lack of established legal, political, business, and social frameworks to support securities markets, including: delays in settling portfolio securities transactions; currency and capital controls; greater sensitivity to interest rate changes; pervasiveness of corruption and crime; currency exchange rate volatility; and inflation, deflation, or currency devaluation.
- **Equity Market Risk.** The trading prices of equity securities and other instruments fluctuate in response to a variety of factors. The Fund’s NAV and market price may fluctuate significantly in response to these and other factors. As a result, an investor could lose money over short or long periods of time.
- **ETF Risks.** The Fund is an ETF and invests in other ETFs, and, as a result of this structure, is exposed directly or indirectly to the following risks:
 - *Authorized Participants, Market Makers, and Liquidity Providers Concentration Risk.* The Fund has a limited number of financial institutions that may act as APs. In addition, there may be a limited number of market makers and/or liquidity providers in the marketplace. Shares may trade at a material discount to NAV and possibly face delisting if either: (i) APs exit the business or otherwise become unable to process creation and/or redemption orders and no other APs step forward to perform these services, or (ii) market makers and/or liquidity providers exit the business or significantly reduce their business activities and no other entities step forward to perform their functions.
 - *Cash Redemption Risk.* The Fund’s investment strategy may require it to redeem Shares for cash or to otherwise include cash as part of its redemption proceeds. For example, the Fund may not be able to redeem in-kind certain securities held by the Fund (e.g., short positions and derivative instruments). In such a case, the Fund may be required to sell or unwind portfolio investments to obtain the cash needed to distribute redemption proceeds. This may cause the Fund to recognize a capital gain that it might not have recognized if it had made a redemption in-kind. As a result, the Fund may pay out higher annual capital gain distributions than if the in-kind redemption process was used.
 - *Costs of Buying or Selling Shares Risk.* Due to the costs of buying or selling Shares, including brokerage commissions imposed by brokers and bid/ask spreads, frequent trading of Shares may significantly reduce investment results and an investment in Shares may not be advisable for investors who anticipate regularly making small investments.
 - *Shares May Trade at Prices Other Than NAV Risk.* As with all ETFs, Shares may be bought and sold in the secondary market at market prices. Although it is expected that the market price of Shares will approximate the Fund’s NAV, there may be times when the market price of Shares is more than the NAV intra-day (premium) or less than the NAV intra-day (discount) due to supply and demand of Shares or during periods of market volatility. This risk is heightened in times of market volatility, periods of steep market declines, and periods when there is limited trading activity for Shares in the secondary market, in which case such premiums or discounts may be significant. Because securities held by the Fund may trade on foreign exchanges that are closed when the Fund’s primary listing exchange is open, the Fund is likely to experience premiums or discounts greater than those of ETFs that invest in and hold only securities and other investments that are listed and trade in the U.S.
 - *Trading Risk.* Although Shares are listed for trading on the Cboe BZX Exchange, Inc. (the “Exchange”) and may be traded on U.S. exchanges other than the Exchange, there can be no assurance that Shares will trade with any volume, or at all, on any stock exchange. In stressed market conditions, the liquidity of Shares may begin to mirror the liquidity of the Fund’s underlying portfolio holdings, which can be significantly less liquid than the Shares.
- **Foreign Securities Risk.** Investments in non-U.S. securities involve certain risks that may not be present with investments in U.S. securities. These include risks of adverse changes in foreign economic, political, regulatory and other conditions; changes in currency exchange rates or exchange control regulations (including limitations on currency movements and exchanges); differing accounting, auditing, financial reporting, and legal standards and practices; differing securities market structures; and higher transaction costs. In addition, the securities of some foreign companies may be less liquid and, at times, more volatile than securities of comparable U.S. companies.
- **Geopolitical Risk.** Some countries and regions in which the Fund invests have experienced security concerns, war or threats of war and aggression, terrorism, economic uncertainty, natural and environmental disasters and/or systemic market dislocations that have led, and in the future may lead, to increased short-term market volatility and may have adverse long-term effects on the U.S. and world economies and markets generally.
- **Implied Volatility Risk.** When the Fund sells an option, it gains the amount of the premium it receives, but also incurs a liability representing the value of the option it has sold until the option is either exercised and finishes “in the money,” meaning it has value and can be sold, or the option expires worthless, or the expiration of the option is “rolled,” or extended forward. The value of the options in which the Fund invests is based partly on the volatility used by market participants to price such options (i.e., implied volatility). Accordingly, increases in the implied volatility of such options will cause the value of such options to increase

(even if the prices of the options' underlying stocks do not change), which will result in a corresponding increase in the liabilities of the Fund under such options and thus decrease the Fund's NAV.

- **Market Capitalization Risk.**

- *Large-Capitalization Investing Risk.* The securities of large-capitalization companies may be relatively mature compared to smaller companies and, therefore, subject to slower growth during times of economic expansion. Large-capitalization companies also may be unable to respond quickly to new competitive challenges, such as changes in technology and consumer tastes.
- *Mid-Capitalization Investing Risk.* The securities of mid-capitalization companies may be more vulnerable to adverse issuer, market, political, or economic developments than securities of large-capitalization companies. The securities of mid-capitalization companies generally trade in lower volumes and are subject to greater and more unpredictable price changes than large-capitalization stocks or the stock market as a whole.

- **Market Risk.** The trading prices of securities and other instruments fluctuate in response to a variety of factors. These factors include events impacting the entire market or specific market segments, such as political, market and economic developments, as well as events that impact specific issuers. The Fund's NAV and market price, like security and commodity prices generally, may fluctuate significantly in response to these and other factors. As a result, an investor could lose money over short or long periods of time. U.S. and international markets have experienced significant periods of volatility in recent years due to a number of these factors, including the impact of the COVID-19 pandemic and related public health issues, growth concerns in the U.S. and overseas, uncertainties regarding interest rates, trade tensions and the threat of and/or actual imposition of tariffs by the U.S. and other countries. In addition, local, regional or global events such as war, including Russia's invasion of Ukraine, acts of terrorism, recessions, rising inflation, or other events could have a significant negative impact on the Fund and its investments. These developments as well as other events could result in further market volatility and negatively affect financial asset prices, the liquidity of certain securities and the normal operations of securities exchanges and other markets.

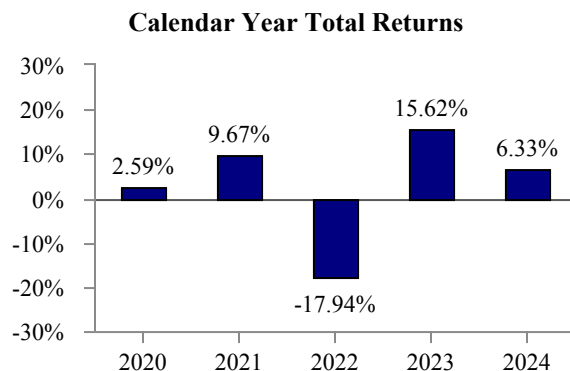
- **Options Risk.** Selling (writing) and buying options are speculative activities and entail greater than ordinary investment risks. The Fund's use of put options can lead to losses because of adverse movements in the price or value of the underlying asset, which may be magnified by certain features of the options. When selling a put option, the Fund will receive a premium; however, this premium may not be enough to offset a loss incurred by the Fund if the price of the underlying asset is below the strike price by an amount equal to or greater than the premium. Purchasing of put options involves the payment of premiums, which may adversely affect the Fund's performance. Purchasing a put option gives the purchaser of the option the right to sell a specified quantity of an underlying asset at a fixed exercise price over a defined period of time. Purchased put options may expire worthless resulting in the Fund's loss of the premium it paid for the option.

The value of an option may be adversely affected if the market for the option becomes less liquid or smaller, and will be affected by changes in the value or yield of the option's underlying asset, an increase in interest rates, a change in the actual or perceived volatility of the stock market or the underlying asset and the remaining time to expiration. Additionally, the value of an option does not increase or decrease at the same rate as the underlying asset. The Fund's use of options may reduce the Fund's ability to profit from increases in the value of the underlying asset. If the price of the underlying asset of an option is above the strike price of a written put option, the value of the option, and consequently of the Fund, may decline significantly more than if the Fund invested directly in the underlying asset instead of using options. While the Fund will limit its leverage risk based on its value-at-risk test (or "VaR"), the Fund could still lose a significant amount or nearly all of its value if the price of an underlying asset changes significantly enough.

- **Return of Capital Risk.** The Fund expects to make monthly distributions regardless of its performance. All or a portion of such distributions may represent a return of capital. A return of capital is the portion of the distribution representing the return of your investment in the Fund. A return of capital is generally tax-free to the extent of a shareholder's basis in the Fund's shares and reduces the shareholder's basis in their shares and results in a higher capital gain or lower capital loss when the shares on which the return of capital distribution was received are sold. After a shareholder's basis in the shares has been reduced to zero, return of capital distributions will be treated as gain from the sale of the shareholder's shares.
- **Tax Risk.** The writing of options by the Fund may significantly reduce or eliminate its ability to make distributions eligible to be treated as qualified dividend income. Options entered into by the Fund may also be subject to the federal tax rules applicable to straddles under the Internal Revenue Code of 1986, as amended (the "Code"). If positions held by the Fund were treated as "straddles" for federal income tax purposes, or the Fund's risk of loss with respect to a position was otherwise diminished as set forth in Treasury regulations, dividends on stocks that are a part of such positions would not constitute qualified dividend income subject to such favorable income tax treatment in the hands of non-corporate shareholders or eligible for the dividends received deduction for corporate shareholders. In addition, generally, straddles are subject to certain rules that may affect the amount, character, and timing of the Fund's recognition of gains and losses with respect to straddle positions.

Performance

The performance information presented below provides some indication of the risks of investing in the Fund by showing the extent to which the Fund’s performance can change from year to year and over time. The bar chart below shows the Fund’s performance for the most recent calendar years ended December 31. The table illustrates how the Fund’s average annual returns for the 1-year, 5-year, and since inception periods compare with those of the MSCI® AC World Index ex USA Index, a broad-based securities market index intended to represent the overall ex-U.S. equity market. The Fund’s past performance, before and after taxes, does not necessarily indicate how it will perform in the future. Updated performance information is available on the Fund’s website at www.overlayshares.com or by calling the Fund at 1-866-704-6857.



The calendar year-to-date total return of the Fund as of September 30, 2025 was 26.80%. During the period of time shown in the bar chart, the highest quarterly return was 13.46% for the quarter ended December 31, 2022, and the lowest quarterly return was -19.21% for the quarter ended March 31, 2020.

Average Annual Total Returns (for periods ended December 31, 2024)

Overlay Shares Foreign Equity ETF	1-Year	5-Year	Since Inception (9/30/2019)
Return Before Taxes	6.33%	2.57%	3.44%
Return After Taxes on Distributions	5.60%	1.76%	2.55%
Return After Taxes on Distributions and Sale of Shares	4.22%	1.87%	2.52%
MSCI® AC World Index ex USA Index (reflects no deduction for fees, expenses, or taxes)	5.53%	4.10%	5.61%

After-tax returns are calculated using the historical highest individual federal marginal income tax rates during the period covered by the table above and do not reflect the impact of state and local taxes. Actual after-tax returns depend on an investor’s tax situation and may differ from those shown. After-tax returns shown are not relevant to investors who hold their shares through tax-deferred arrangements such as an individual retirement account (“IRA”) or other tax-advantaged accounts.

In certain cases, the figure representing “Return After Taxes on Distributions and Sale of Fund Shares” may be higher than the other return figures for the same period. A higher after-tax return results when a capital loss occurs upon redemption and provides an assumed tax benefit to the investor.

Portfolio Management

Adviser Liquid Strategies, LLC

Portfolio Managers Adam Stewart, CFA and Shawn Gibson have been portfolio managers of the Fund since its inception in 2019.

Purchase and Sale of Shares

The Fund issues and redeems Shares at NAV only in large blocks known as “Creation Units,” which only APs (typically, broker-dealers) may purchase or redeem. The Fund generally issues and redeems Creation Units in exchange for a portfolio of securities and/or a designated amount of U.S. cash.

Shares are listed on the Exchange, and individual Shares may only be bought and sold in the secondary market through a broker or dealer at market prices, rather than NAV. Because Shares trade at market prices rather than NAV, Shares may trade at a price greater than NAV (premium) or less than NAV (discount).

An investor may incur costs attributable to the difference between the highest price a buyer is willing to pay to purchase Shares (the “bid” price) and the lowest price a seller is willing to accept for Shares (the “ask” price) when buying or selling Shares in the secondary market. The difference in the bid and ask prices is referred to as the “bid-ask spread.”

Recent information regarding the Fund’s NAV, market price, how often Shares traded on the Exchange at a premium or discount, and bid-ask spreads can be found on the Fund’s website at www.overlayshares.com.

Tax Information

The Fund’s distributions are generally taxable as ordinary income, qualified dividend income, or capital gains (or a combination), unless your investment is held in an IRA or other tax-advantaged account. Distributions on investments made through tax-deferred arrangements may be taxed later upon withdrawal of assets from those accounts.

Financial Intermediary Compensation

If you purchase Shares through a broker-dealer or other financial intermediary (such as a bank) (an “Intermediary”), the Adviser or its affiliates may pay Intermediaries for certain activities related to the Fund, including participation in activities that are designed to make Intermediaries more knowledgeable about exchange-traded products, including the Fund, or for other activities, such as marketing, educational training or other initiatives related to the sale or promotion of Shares. These payments may create a conflict of interest by influencing the Intermediary and your salesperson to recommend the Fund over another investment. Any such arrangements do not result in increased Fund expenses. Ask your salesperson or visit the Intermediary’s website for more information.

OVERLAY SHARES HEDGED LARGE CAP EQUITY ETF

Investment Objective

The Overlay Shares Hedged Large Cap Equity ETF (the “Fund” or “Hedged Large Cap Equity ETF”) seeks long term capital appreciation while mitigating overall market risk.

Fees and Expenses of the Fund

This table describes the fees and expenses that you may pay if you buy, hold, and sell shares of the Fund (“Shares”). **You may pay other fees, such as brokerage commissions and other fees to financial intermediaries, which are not reflected in the table and Example below.**

Shareholder Fees (<i>fees paid directly from your investment</i>)	None
Annual Fund Operating Expenses (<i>expenses that you pay each year as a percentage of the value of your investment</i>)	
Management Fee	0.75%
Distribution and/or Service (12b-1) Fees	0.00%
Other Expenses	0.02%
Acquired Fund Fees and Expenses	0.03%
Total Annual Fund Operating Expenses*	0.80%

* The Total Annual Fund Operating Expenses do not correlate to the expense ratio in the Fund’s Financial Highlights and financial statements because the Financial Highlights and financial statements include only the direct operating expenses incurred by the Fund and exclude Acquired Fund Fees and Expenses, which are the indirect costs of investing in other investment companies.

Example

This Example is intended to help you compare the cost of investing in the Fund with the cost of investing in other funds. The Example assumes that you invest \$10,000 in the Fund for the time periods indicated and then redeem all of your Shares at the end of those periods. The Example also assumes that your investment has a 5% return each year and that the Fund’s operating expenses remain the same. The Example does not take into account brokerage commissions that you may pay on your purchases and sales of Shares. Although your actual costs may be higher or lower, based on these assumptions your costs would be:

1 Year: \$82 **3 Years:** \$255 **5 Years:** \$444 **10 Years:** \$990

Portfolio Turnover

The Fund pays transaction costs, such as commissions, when it buys and sells securities (or “turns over” its portfolio). A higher portfolio turnover rate may indicate higher transaction costs and may result in higher taxes when Shares are held in a taxable account. These costs, which are not reflected in the Total Annual Fund Operating Expenses or in the Example, affect the Fund’s performance. This rate excludes the value of portfolio securities received or delivered as a result of in-kind creations or redemptions of the Fund’s Shares and securities, including options, whose maturities or expiration dates at the time of acquisition were one year or less. For the fiscal year ended August 31, 2025, the Fund’s portfolio turnover rate was 23% of the average value of its portfolio.

Principal Investment Strategies

The Fund is an actively-managed exchange-traded fund (“ETF”) that seeks to achieve its objective by (i) investing in one or more other ETFs that seek to obtain exposure to the performance of U.S. large-cap equity securities or directly in the securities held by such ETFs (collectively, the “Underlying Investments”), and (ii) purchasing long-term out-of-the-money put options (*i.e.*, put options with a strike price below the current price of the reference asset) to seek to hedge against significant declines in U.S. large-cap equities. Under normal circumstances, at least 80% of the Fund’s net assets, plus borrowings for investment purposes, will be invested, directly or indirectly through ETFs, in equity securities of large-cap companies.

In order to mitigate the risks of significant declines in U.S. large-cap equities, the Fund will purchase a series of long-term out-of-the-money put options on the reference asset (typically an index of large-cap securities) with expiration terms ranging from 6 to 18 months. The Fund will typically purchase large put options with a notional value (strike price times the value of the shares) generally approximating the Fund’s net asset value.

The Fund focuses primarily on equity index options which offer both European settlement (*i.e.*, options can only be exercised at their expiration date) and cash settlement (*i.e.*, options carry an obligation by their seller to pay the difference between their strike price and their settlement value instead of allowing the seller to take delivery of securities).

The Fund’s purchase of put options may result in the generation of positive returns for the Fund; however, the loss potential if the strategy is not effective may be greater than the profit potential. **The Fund may lose significantly more than the premiums it receives in highly volatile market conditions.**

The Adviser employs a disciplined portfolio construction process that relies on guidelines to govern capital allocations based on a quantitative methodology designed by the Adviser to measure the perceived risk of the broad U.S. equity market. In making this determination, the Adviser considers various factors including but not limited to the overall volatility (rate of change) in the markets. The Adviser bases allocation decisions on a combination of quantitative risk metrics and a qualitative assessment of potential risk/reward scenarios, with the ultimate goals of mitigating the effects of volatility in the Fund's portfolio and maintaining adequate portfolio diversification while seeking to achieve the Fund's targeted return. The Adviser evaluates the metrics associated with the valuation of options, including volatility, time to expiration and the relationship of the exercise price to the prevailing market price of the reference asset. There can be no guarantee that the Adviser will be successful in implementing the Fund's strategy. During market conditions in which market volatility rises, the price of options could rise, which could affect the Fund's performance and ability to achieve its targeted return.

Principal Investment Risks

The principal risks of investing in the Fund are summarized below. The principal risks are presented in alphabetical order to facilitate finding particular risks and comparing them with the risks of other funds. Each risk summarized below is considered a "principal risk" of investing in the Fund, regardless of the order in which it appears. As with any investment, there is a risk that you could lose all or a portion of your investment in the Fund. Some or all of these risks may adversely affect the Fund's net asset value ("NAV"), trading price, yield, total return and/or ability to meet its investment objective. The following risks could affect the value of your investment in the Fund:

- **Cybersecurity Risk.** Cybersecurity incidents may allow an unauthorized party to gain access to Fund assets or proprietary information, or cause the Fund, the Adviser, and/or other service providers (including custodians and financial intermediaries) to suffer data breaches or data corruption. Additionally, cybersecurity failures or breaches of the electronic systems of the Fund, the Adviser, the Fund's other service providers, market makers, Authorized Participants ("APs"), the Fund's primary listing exchange, or the issuers of securities in which the Fund invests have the ability to disrupt and negatively affect the Fund's business operations, including the ability to purchase and sell Shares, potentially resulting in financial losses to the Fund and its shareholders.
- **Derivatives Securities Risk.** The Fund invests in options that derive their performance from the performance of the reference index. Derivatives, such as the options in which the Fund invests, can be volatile and involve various types and degrees of risks, depending upon the characteristics of a particular derivative. Derivatives may entail investment exposures that are greater than their cost would suggest, meaning that a small investment in a derivative could have a substantial impact on the performance of the Fund. The Fund could experience a loss if its derivatives do not perform as anticipated, or are not correlated with the performance of their underlying asset or if the Fund is unable to purchase or liquidate a position because of an illiquid secondary market. The market for many derivatives is, or suddenly can become, illiquid. Changes in liquidity may result in significant, rapid, and unpredictable changes in the prices for derivatives.
- **Equity Market Risk.** The trading prices of equity securities and other instruments fluctuate in response to a variety of factors. The Fund's NAV and market price may fluctuate significantly in response to these and other factors. As a result, an investor could lose money over short or long periods of time.
- **ETF Risks.** The Fund is an ETF and invests in other ETFs, and, as a result of this structure, is exposed directly or indirectly to the following risks:
 - *Authorized Participants, Market Makers, and Liquidity Providers Concentration Risk.* The Fund has a limited number of financial institutions that may act as APs. In addition, there may be a limited number of market makers and/or liquidity providers in the marketplace. Shares may trade at a material discount to NAV and possibly face delisting if either: (i) APs exit the business or otherwise become unable to process creation and/or redemption orders and no other APs step forward to perform these services, or (ii) market makers and/or liquidity providers exit the business or significantly reduce their business activities and no other entities step forward to perform their functions.
 - *Cash Redemption Risk.* The Fund's investment strategy may require it to redeem Shares for cash or to otherwise include cash as part of its redemption proceeds. For example, the Fund may not be able to redeem in-kind certain securities held by the Fund (e.g., short positions and derivative instruments). In such a case, the Fund may be required to sell or unwind portfolio investments to obtain the cash needed to distribute redemption proceeds. This may cause the Fund to recognize a capital gain that it might not have recognized if it had made a redemption in-kind. As a result, the Fund may pay out higher annual capital gain distributions than if the in-kind redemption process was used.
 - *Costs of Buying or Selling Shares Risk.* Due to the costs of buying or selling Shares, including brokerage commissions imposed by brokers and bid/ask spreads, frequent trading of Shares may significantly reduce investment results and an investment in Shares may not be advisable for investors who anticipate regularly making small investments.
 - *Shares May Trade at Prices Other Than NAV Risk.* As with all ETFs, Shares may be bought and sold in the secondary market at market prices. Although it is expected that the market price of Shares will approximate the Fund's NAV, there may be times when the market price of Shares is more than the NAV intra-day (premium) or less than the NAV intra-day (discount)

due to supply and demand of Shares or during periods of market volatility. This risk is heightened in times of market volatility, periods of steep market declines, and periods when there is limited trading activity for Shares in the secondary market, in which case such premiums or discounts may be significant.

- *Trading Risk.* Although Shares are listed for trading on the Cboe BZX Exchange, Inc. (the “Exchange”) and may be traded on U.S. exchanges other than the Exchange, there can be no assurance that Shares will trade with any volume, or at all, on any stock exchange. In stressed market conditions, the liquidity of Shares may begin to mirror the liquidity of the Fund’s underlying portfolio holdings, which can be significantly less liquid than the Shares.
- **Market Capitalization Risk.**
 - *Large-Capitalization Investing Risk.* The securities of large-capitalization companies may be relatively mature compared to smaller companies and, therefore, subject to slower growth during times of economic expansion. Large-capitalization companies also may be unable to respond quickly to new competitive challenges, such as changes in technology and consumer tastes.
- **Market Risk.** The trading prices of securities and other instruments fluctuate in response to a variety of factors. These factors include events impacting the entire market or specific market segments, such as political, market and economic developments, as well as events that impact specific issuers. The Fund’s NAV and market price, like security and commodity prices generally, may fluctuate significantly in response to these and other factors. As a result, an investor could lose money over short or long periods of time. U.S. and international markets have experienced significant periods of volatility in recent years due to a number of these factors, including the impact of the COVID-19 pandemic and related public health issues, growth concerns in the U.S. and overseas, uncertainties regarding interest rates, trade tensions and the threat of and/or actual imposition of tariffs by the U.S. and other countries. In addition, local, regional or global events such as war, including Russia’s invasion of Ukraine, acts of terrorism, recessions, rising inflation, or other events could have a significant negative impact on the Fund and its investments. These developments as well as other events could result in further market volatility and negatively affect financial asset prices, the liquidity of certain securities and the normal operations of securities exchanges and other markets.
- **Options Risk.** Buying options is a speculative activity and entails greater than ordinary investment risks. The Fund’s use of put options can lead to losses because of adverse movements in the price or value of the underlying asset, which may be magnified by certain features of the options. Purchasing of put options involves the payment of premiums, which may adversely affect the Fund’s performance. Purchasing a put option gives the purchaser of the option the right to sell a specified quantity of an underlying asset at a fixed exercise price over a defined period of time. Purchased put options may expire worthless resulting in the Fund’s loss of the premium it paid for the option.

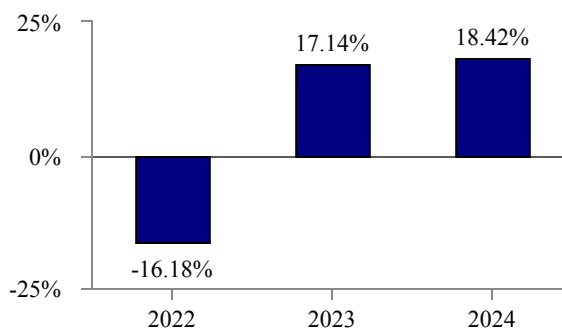
The value of an option may be adversely affected if the market for the option becomes less liquid or smaller, and will be affected by changes in the value or yield of the option’s underlying asset, an increase in interest rates, a change in the actual or perceived volatility of the stock market or the underlying asset and the remaining time to expiration. Additionally, the value of an option does not increase or decrease at the same rate as the underlying asset. The Fund’s use of options may reduce the Fund’s ability to profit from increases in the value of the underlying asset. While the Fund will limit its leverage risk based on its value-at-risk test (or “VaR”), the Fund could still lose a significant amount or nearly all of its value if the price of an underlying asset changes significantly enough.

- **Tax Risk.** Options entered into by the Fund may also be subject to the federal tax rules applicable to straddles under the Internal Revenue Code of 1986, as amended (the “Code”). If positions held by the Fund were treated as “straddles” for federal income tax purposes, or the Fund’s risk of loss with respect to a position was otherwise diminished as set forth in Treasury regulations, dividends on stocks that are a part of such positions would not constitute qualified dividend income subject to such favorable income tax treatment in the hands of non-corporate shareholders or eligible for the dividends received deduction for corporate shareholders. In addition, generally, straddles are subject to certain rules that may affect the amount, character, and timing of the Fund’s recognition of gains and losses with respect to straddle positions.

Performance

The performance information presented below provides some indication of the risks of investing in the Fund by showing the extent to which the Fund’s performance can change from year to year and over time. The bar chart below shows the Fund’s performance for the most recent calendar years ended December 31. Effective December 31, 2025, the Fund changed its principal investment strategy to cease engaging in the purchase and sale of certain options previously used for income generation. Performance shown below for periods prior to December 31, 2025 reflects the performance of the Fund in accordance with its prior principal investment strategy. The table illustrates how the Fund’s average annual returns for the 1-year and since inception periods compare with those of the S&P 500[®] TR Index, a broad-based securities market index intended to represent the overall domestic equity market. The Fund’s past performance, before and after taxes, does not necessarily indicate how it will perform in the future. Updated performance information is available on the Fund’s website at www.overlayshares.com or by calling the Fund at 1-866-704-6857.

Calendar Year Total Returns



The calendar year-to-date total return of the Fund as of September 30, 2025 was 14.18%. During the period of time shown in the bar chart, the highest quarterly return was 8.80% for the quarter ended December 31, 2023, and the lowest quarterly return was -11.36% for the quarter ended June 30, 2022.

Average Annual Total Returns (for periods ended December 31, 2024)

	1-Year	Since Inception (1/14/2021)
Overlay Shares Hedged Large Cap Equity ETF		
Return Before Taxes	18.42%	8.81%
Return After Taxes on Distributions	18.33%	8.66%
Return After Taxes on Distributions and Sale of Shares	10.97%	6.88%
S&P 500® TR Index (reflects no deduction for fees, expenses, or taxes)	25.02%	13.40%

After-tax returns are calculated using the historical highest individual federal marginal income tax rates during the period covered by the table above and do not reflect the impact of state and local taxes. Actual after-tax returns depend on an investor's tax situation and may differ from those shown. After-tax returns shown are not relevant to investors who hold their shares through tax-deferred arrangements such as an individual retirement account ("IRA") or other tax-advantaged accounts.

In certain cases, the figure representing "Return After Taxes on Distributions and Sale of Fund Shares" may be higher than the other return figures for the same period. A higher after-tax return results when a capital loss occurs upon redemption and provides an assumed tax benefit to the investor.

Portfolio Management

Adviser	Liquid Strategies, LLC
Portfolio Managers	Adam Stewart, CFA and Shawn Gibson have been portfolio managers of the Fund since its inception in January 2021.

Purchase and Sale of Shares

The Fund issues and redeems Shares at NAV only in large blocks known as "Creation Units," which only APs (typically, broker-dealers) may purchase or redeem. The Fund generally issues and redeems Creation Units in exchange for a portfolio of securities and/or a designated amount of U.S. cash.

Shares are listed on the Exchange, and individual Shares may only be bought and sold in the secondary market through a broker or dealer at market prices, rather than NAV. Because Shares trade at market prices rather than NAV, Shares may trade at a price greater than NAV (premium) or less than NAV (discount).

An investor may incur costs attributable to the difference between the highest price a buyer is willing to pay to purchase Shares (the "bid" price) and the lowest price a seller is willing to accept for Shares (the "ask" price) when buying or selling Shares in the secondary market. The difference in the bid and ask prices is referred to as the "bid-ask spread."

Recent information regarding the Fund's NAV, market price, how often Shares traded on the Exchange at a premium or discount, and bid-ask spreads can be found on the Fund's website at www.overlayshares.com.

Tax Information

The Fund's distributions are generally taxable as ordinary income, qualified dividend income, or capital gains (or a combination), unless your investment is held in an IRA or other tax-advantaged account. Distributions on investments made through tax-deferred arrangements may be taxed later upon withdrawal of assets from those accounts.

Financial Intermediary Compensation

If you purchase Shares through a broker-dealer or other financial intermediary (such as a bank) (an “Intermediary”), the Adviser or its affiliates may pay Intermediaries for certain activities related to the Fund, including participation in activities that are designed to make Intermediaries more knowledgeable about exchange-traded products, including the Fund, or for other activities, such as marketing, educational training or other initiatives related to the sale or promotion of Shares. These payments may create a conflict of interest by influencing the Intermediary and your salesperson to recommend the Fund over another investment. Any such arrangements do not result in increased Fund expenses. Ask your salesperson or visit the Intermediary’s website for more information.

OVERLAY SHARES CORE BOND ETF

Investment Objective

The Overlay Shares Core Bond ETF (the “Fund” or “Core Bond ETF”) seeks total return.

Fees and Expenses of the Fund

This table describes the fees and expenses that you may pay if you buy, hold, and sell shares of the Fund (“Shares”). **You may pay other fees, such as brokerage commissions and other fees to financial intermediaries, which are not reflected in the table and Example below.**

Shareholder Fees (<i>fees paid directly from your investment</i>)	None
Annual Fund Operating Expenses (<i>expenses that you pay each year as a percentage of the value of your investment</i>)	
Management Fees	0.75%
Distribution and/or Service (12b-1) Fees	0.00%
Other Expenses	0.01%
Acquired Fund Fees and Expenses	0.03%
Total Annual Fund Operating Expenses*	0.79%

* The Total Annual Fund Operating Expenses do not correlate to the expense ratio in the Fund’s Financial Highlights and financial statements because the Financial Highlights and financial statements include only the direct operating expenses incurred by the Fund and exclude Acquired Fund Fees and Expenses, which are the indirect costs of investing in other investment companies.

Example

This Example is intended to help you compare the cost of investing in the Fund with the cost of investing in other funds. The Example assumes that you invest \$10,000 in the Fund for the time periods indicated and then redeem all of your Shares at the end of those periods. The Example also assumes that your investment has a 5% return each year and that the Fund’s operating expenses remain the same. The Example does not take into account brokerage commissions that you may pay on your purchases and sales of Shares. Although your actual costs may be higher or lower, based on these assumptions your costs would be:

1 Year: \$81

3 Years: \$252

5 Years: \$439

10 Years: \$978

Portfolio Turnover

The Fund pays transaction costs, such as commissions, when it buys and sells securities (or “turns over” its portfolio). A higher portfolio turnover rate may indicate higher transaction costs and may result in higher taxes when Shares are held in a taxable account. These costs, which are not reflected in the Total Annual Fund Operating Expenses or in the Example, affect the Fund’s performance. For the fiscal year ended August 31, 2025, the Fund’s portfolio turnover rate was 9% of the average value of its portfolio.

Principal Investment Strategies

The Fund is an actively-managed exchange-traded fund (“ETF”) that seeks to achieve its objective by (i) investing in one or more other ETFs that seek to obtain exposure to the performance of investment grade, U.S. dollar-denominated, fixed-rate taxable bonds or directly in the securities held by such ETFs (collectively, the “Underlying Investments”) and (ii) selling and purchasing listed short-term put options to generate income to the Fund (the “Overlay Strategy”). Under normal circumstances, at least 80% of the Fund’s net assets, plus borrowings for investment purposes, will be invested, directly or indirectly, in bonds.

The Fund’s Overlay Strategy seeks to generate income for the Fund by utilizing a “put spread” consisting of the sale of exchange-listed short-term put options (“Short Puts”) with a notional value (strike price times the value of the shares) up to 100% of the Fund’s net assets and the purchase of an identical number of short-term put options (“Long Puts”) with a lower strike price. The Fund seeks to generate income from the sale and purchase of put options with a lower strike price to hedge against a decline in the options’ reference asset, an index of large-cap securities (the “reference index”).

A put option gives the purchaser of the option, in exchange for the premium paid, the right to sell the underlying asset at a specified price (“strike price”) at a specified date (“expiration date”). In contrast, the seller of a put option, in exchange for the premium received, is obligated to sell the underlying asset at the strike price on the expiration date. In the event the underlying asset declines in value, the value of a put option will generally increase. In the event the underlying asset appreciates in value, the value of a put option will generally decrease. The options sold by the Fund are typically expected to have an expiration date within one to two weeks of their purchase date. The strike price of the Short Puts will typically be less than the value of the reference index at the time such options are sold, and the strike price of the Long Puts will be less than the strike price of the Short Puts. The difference between such strike prices is based on Liquid Strategies, LLC’s (the “Adviser”) judgment as to the level of expected volatility in the market prior to

the options' expiration. Because the Long Puts will have a lower strike price than the Short Puts, the Long Puts are not expected to completely protect the Fund from a decline in the value of the reference index.

The Fund's Overlay Strategy is designed to seek to generate a positive return in rising and flat equity markets, and may generate a positive return in equity markets that are modestly declining, assuming the net premium collected from the options sold and purchased exceeds the net cost to close the positions. In an effort to limit losses in declining equity markets, the Fund may reduce its sale of Short Puts and/or purchase of Long Puts with strike prices closer to the strike prices of the Short Puts.

The Fund focuses primarily on equity index options which offer both European settlement (*i.e.*, options can only be exercised at their expiration date) and cash settlement (*i.e.*, options carry an obligation by their seller to pay the difference between their strike price and their settlement value instead of allowing the seller to take delivery of securities).

The potential returns of the Fund are generally limited to the amount of cash (premiums) the Fund receives when selling Short Puts, net of any cash (premiums) paid by the Fund to purchase Long Puts, plus the returns of the Underlying Investments in which the Fund invests. The Fund's sale and purchase of put options may result in the generation of positive returns for the Fund; however, the loss potential if the strategy is not effective may be greater than the profit potential. **The Fund may lose significantly more than the premiums it receives in highly volatile market conditions.**

The Adviser employs a disciplined portfolio construction process that relies on guidelines to govern capital allocations based on a quantitative methodology designed by the Adviser to measure the perceived risk of the broad U.S. equity market. In making this determination, the Adviser considers various factors including but not limited to the overall volatility (rate of change) in the markets. The Adviser bases allocation decisions on a combination of quantitative risk metrics and a qualitative assessment of potential risk/reward scenarios, with the ultimate goals of mitigating the effects of volatility in the Fund's portfolio and maintaining adequate portfolio diversification while seeking to achieve the Fund's targeted return. The Adviser evaluates the metrics associated with the valuation of options, including volatility, time to expiration and the relationship of the exercise price to the prevailing market price of the reference asset. There can be no guarantee that the Adviser will be successful in implementing the Fund's strategy. During market conditions in which market volatility rises, the price of options could rise, which, in turn, could have a detrimental effect on the Fund's performance and achieving its targeted return.

Principal Investment Risks

The principal risks of investing in the Fund are summarized below. The principal risks are presented in alphabetical order to facilitate finding particular risks and comparing them with the risks of other funds. Each risk summarized below is considered a "principal risk" of investing in the Fund, regardless of the order in which it appears. As with any investment, there is a risk that you could lose all or a portion of your investment in the Fund. Some or all of these risks may adversely affect the Fund's net asset value ("NAV"), trading price, yield, total return and/or ability to meet its investment objective. The following risks could affect the value of your investment in the Fund:

- **Cybersecurity Risk.** Cybersecurity incidents may allow an unauthorized party to gain access to Fund assets or proprietary information, or cause the Fund, the Adviser, and/or other service providers (including custodians and financial intermediaries) to suffer data breaches or data corruption. Additionally, cybersecurity failures or breaches of the electronic systems of the Fund, the Adviser, the Fund's other service providers, market makers, Authorized Participants ("APs"), the Fund's primary listing exchange, or the issuers of securities in which the Fund invests have the ability to disrupt and negatively affect the Fund's business operations, including the ability to purchase and sell Shares, potentially resulting in financial losses to the Fund and its shareholders.
- **Derivatives Securities Risk.** The Fund invests in options that derive their performance from the performance of the reference index. Derivatives, such as the options in which the Fund invests, can be volatile and involve various types and degrees of risks, depending upon the characteristics of a particular derivative. Derivatives may entail investment exposures that are greater than their cost would suggest, meaning that a small investment in a derivative could have a substantial impact on the performance of the Fund. The Fund could experience a loss if its derivatives do not perform as anticipated, or are not correlated with the performance of their underlying asset or if the Fund is unable to purchase or liquidate a position because of an illiquid secondary market. The market for many derivatives is, or suddenly can become, illiquid. Changes in liquidity may result in significant, rapid, and unpredictable changes in the prices for derivatives.
- **ETF Risks.** The Fund is an ETF and invests in other ETFs, and, as a result of this structure, is exposed directly or indirectly to the following risks:
 - *Authorized Participants, Market Makers, and Liquidity Providers Concentration Risk.* The Fund has a limited number of financial institutions that may act as APs. In addition, there may be a limited number of market makers and/or liquidity providers in the marketplace. Shares may trade at a material discount to NAV and possibly face delisting if either: (i) APs exit the business or otherwise become unable to process creation and/or redemption orders and no other APs step forward to

perform these services, or (ii) market makers and/or liquidity providers exit the business or significantly reduce their business activities and no other entities step forward to perform their functions.

- *Cash Redemption Risk.* The Fund’s investment strategy may require it to redeem Shares for cash or to otherwise include cash as part of its redemption proceeds. For example, the Fund may not be able to redeem in-kind certain securities held by the Fund (e.g., short positions, derivative instruments, and bonds that cannot be broken up beyond certain minimum sizes needed for transfer and settlement). In such a case, the Fund may be required to sell or unwind portfolio investments to obtain the cash needed to distribute redemption proceeds. This may cause the Fund to recognize a capital gain that it might not have recognized if it had made a redemption in-kind. As a result, the Fund may pay out higher annual capital gain distributions than if the in-kind redemption process was used.
- *Costs of Buying or Selling Shares Risk.* Due to the costs of buying or selling Shares, including brokerage commissions imposed by brokers and bid/ask spreads, frequent trading of Shares may significantly reduce investment results and an investment in Shares may not be advisable for investors who anticipate regularly making small investments.
- *Shares May Trade at Prices Other Than NAV Risk.* As with all ETFs, Shares may be bought and sold in the secondary market at market prices. Although it is expected that the market price of Shares will approximate the Fund’s NAV, there may be times when the market price of Shares is more than the NAV intra-day (premium) or less than the NAV intra-day (discount) due to supply and demand of Shares or during periods of market volatility. This risk is heightened in times of market volatility, periods of steep market declines, and periods when there is limited trading activity for Shares in the secondary market, in which case such premiums or discounts may be significant.
- *Trading Risk.* Although Shares are listed for trading on the Cboe BZX Exchange, Inc. (the “Exchange”) and may be traded on U.S. exchanges other than the Exchange, there can be no assurance that Shares will trade with any volume, or at all, on any stock exchange. In stressed market conditions, the liquidity of Shares may begin to mirror the liquidity of the Fund’s underlying portfolio holdings, which can be significantly less liquid than the Shares.
- **Fixed Income Risk.** Fixed income securities are subject to call, credit, extension, and interest rate risk.
 - *Call Risk.* During periods of falling interest rates, an issuer of a callable bond held by the Fund may “call” or repay the security before its stated maturity, and the Fund may have to reinvest the proceeds at lower interest rates, resulting in a decline in the Fund’s income.
 - *Credit Risk.* Debt issuers and other counterparties may not honor their obligations or may have their debt downgraded by ratings agencies.
 - *Extension Risk.* During periods of rising interest rates, certain debt obligations will be paid off substantially more slowly than originally anticipated and the value of those securities may fall sharply, resulting in a decline in the Fund’s income and potentially in the value of the Fund’s investments.
 - *Interest Rate Risk.* Interest rate risk is the risk that interest rates rise and fall over time. For example, the value of fixed-income securities generally decrease when interest rates rise, which may cause the Fund’s value to decrease. Also, investments in fixed-income securities with longer maturities fluctuate more in response to interest rate changes.
- **Government Obligations Risk.** U.S. government securities are subject to price fluctuations and to default in the event that an agency or instrumentality defaults on an obligation not backed by the full faith and credit of the United States.
- **Implied Volatility Risk.** When the Fund sells an option, it gains the amount of the premium it receives, but also incurs a liability representing the value of the option it has sold until the option is either exercised and finishes “in the money,” meaning it has value and can be sold, or the option expires worthless, or the expiration of the option is “rolled,” or extended forward. The value of the options in which the Fund invests is based partly on the volatility used by market participants to price such options (i.e., implied volatility). Accordingly, increases in the implied volatility of such options will cause the value of such options to increase (even if the prices of the options’ underlying stocks do not change), which will result in a corresponding increase in the liabilities of the Fund under such options and thus decrease the Fund’s NAV.
- **Market Risk.** The trading prices of securities and other instruments fluctuate in response to a variety of factors. These factors include events impacting the entire market or specific market segments, such as political, market and economic developments, as well as events that impact specific issuers. The Fund’s NAV and market price, like security and commodity prices generally, may fluctuate significantly in response to these and other factors. As a result, an investor could lose money over short or long periods of time. U.S. and international markets have experienced significant periods of volatility in recent years due to a number of these factors, including the impact of the COVID-19 pandemic and related public health issues, growth concerns in the U.S. and overseas, uncertainties regarding interest rates, trade tensions and the threat of and/or actual imposition of tariffs by the U.S. and other countries. In addition, local, regional or global events such as war, including Russia’s invasion of Ukraine, acts of terrorism, recessions, rising inflation, or other events could have a significant negative impact on the Fund and its investments. These

developments as well as other events could result in further market volatility and negatively affect financial asset prices, the liquidity of certain securities and the normal operations of securities exchanges and other markets.

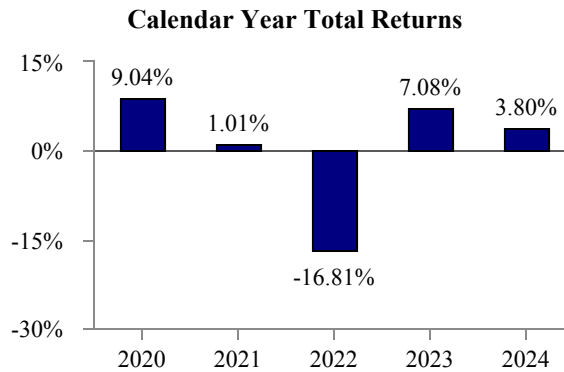
- **Mortgage- and Asset-Backed Securities Risk.** The Fund may invest in U.S. government agency-backed mortgage- and asset-backed securities. Mortgage- and asset-backed securities are subject to interest rate risk. Modest movements in interest rates (both increases and decreases) may quickly and significantly reduce the value of certain types of these securities. When interest rates fall, mortgage- and asset-backed securities may be subject to prepayment risk. When interest rates rise, certain types of mortgage- and asset-backed securities are subject to extension risk. Mortgage- and asset-backed securities can also be subject to the risk of default on the underlying residential or commercial mortgage(s) or other assets.
- **Options Risk.** Selling (writing) and buying options are speculative activities and entail greater than ordinary investment risks. The Fund's use of put options can lead to losses because of adverse movements in the price or value of the underlying asset, which may be magnified by certain features of the options. When selling a put option, the Fund will receive a premium; however, this premium may not be enough to offset a loss incurred by the Fund if the price of the underlying asset is below the strike price by an amount equal to or greater than the premium. Purchasing of put options involves the payment of premiums, which may adversely affect the Fund's performance. Purchasing a put option gives the purchaser of the option the right to sell a specified quantity of an underlying asset at a fixed exercise price over a defined period of time. Purchased put options may expire worthless resulting in the Fund's loss of the premium it paid for the option.

The value of an option may be adversely affected if the market for the option becomes less liquid or smaller, and will be affected by changes in the value or yield of the option's underlying asset, an increase in interest rates, a change in the actual or perceived volatility of the stock market or the underlying asset and the remaining time to expiration. Additionally, the value of an option does not increase or decrease at the same rate as the underlying asset. The Fund's use of options may reduce the Fund's ability to profit from increases in the value of the underlying asset. If the price of the underlying asset of an option is above the strike price of a written put option, the value of the option, and consequently of the Fund, may decline significantly more than if the Fund invested directly in the underlying asset instead of using options. While the Fund will limit its leverage risk based on its value-at-risk test (or "VaR"), the Fund could still lose a significant amount or nearly all of its value if the price of an underlying asset changes significantly enough.

- **Return of Capital Risk.** The Fund expects to make monthly distributions regardless of its performance. All or a portion of such distributions may represent a return of capital. A return of capital is the portion of the distribution representing the return of your investment in the Fund. A return of capital is generally tax-free to the extent of a shareholder's basis in the Fund's shares and reduces the shareholder's basis in their shares and results in a higher capital gain or lower capital loss when the shares on which the return of capital distribution was received are sold. After a shareholder's basis in the shares has been reduced to zero, return of capital distributions will be treated as gain from the sale of the shareholder's shares.
- **Tax Risk.** The writing of options by the Fund may significantly reduce or eliminate its ability to make distributions eligible to be treated as qualified dividend income. Options entered into by the Fund may also be subject to the federal tax rules applicable to straddles under the Internal Revenue Code of 1986, as amended (the "Code"). If positions held by the Fund were treated as "straddles" for federal income tax purposes, or the Fund's risk of loss with respect to a position was otherwise diminished as set forth in Treasury regulations, dividends on stocks that are a part of such positions would not constitute qualified dividend income subject to such favorable income tax treatment in the hands of non-corporate shareholders or eligible for the dividends received deduction for corporate shareholders. In addition, generally, straddles are subject to certain rules that may affect the amount, character, and timing of the Fund's recognition of gains and losses with respect to straddle positions.

Performance

The performance information presented below provides some indication of the risks of investing in the Fund by showing the extent to which the Fund's performance can change from year to year and over time. The bar chart below shows the Fund's performance for the most recent calendar years ended December 31. The table illustrates how the Fund's average annual returns for the 1-year, 5-year, and since inception periods compare with those of the Bloomberg® U.S. Aggregate Bond Index, a broad-based securities market index intended to represent the overall domestic bond market. The Fund's past performance, before and after taxes, does not necessarily indicate how it will perform in the future. Updated performance information is available on the Fund's website at www.overlayshares.com or by calling the Fund at 1-866-704-6857.



The calendar year-to-date total return of the Fund as of September 30, 2025 was 6.32%. During the period of time shown in the bar chart, the highest quarterly return was 7.86% for the quarter ended December 31, 2023, and the lowest quarterly return was -6.95% for the quarter ended September 30, 2022.

**Average Annual Total Returns
(for periods ended December 31, 2024)**

Overlay Shares Core Bond ETF	1-Year	5-Year	Since Inception (9/30/2019)
Return Before Taxes	3.80%	0.37%	0.58%
Return After Taxes on Distributions	2.53%	-0.87%	-0.64%
Return After Taxes on Distributions and Sale of Shares	2.26%	-0.16%	0.01%
Bloomberg® U.S. Aggregate Bond Index (reflects no deduction for fees, expenses, or taxes)	1.25%	-0.33%	-0.28%

After-tax returns are calculated using the historical highest individual federal marginal income tax rates during the period covered by the table above and do not reflect the impact of state and local taxes. Actual after-tax returns depend on an investor’s tax situation and may differ from those shown. After-tax returns shown are not relevant to investors who hold their shares through tax-deferred arrangements such as an individual retirement account (“IRA”) or other tax-advantaged accounts.

In certain cases, the figure representing “Return After Taxes on Distributions and Sale of Fund Shares” may be higher than the other return figures for the same period. A higher after-tax return results when a capital loss occurs upon redemption and provides an assumed tax benefit to the investor.

Portfolio Management

Adviser Liquid Strategies, LLC

Portfolio Managers Adam Stewart, CFA and Shawn Gibson have been portfolio managers of the Fund since its inception in 2019.

Purchase and Sale of Shares

The Fund issues and redeems Shares at NAV only in large blocks known as “Creation Units,” which only APs (typically, broker-dealers) may purchase or redeem. The Fund generally issues and redeems Creation Units in exchange for a portfolio of securities and/or a designated amount of U.S. cash.

Shares are listed on the Exchange, and individual Shares may only be bought and sold in the secondary market through a broker or dealer at market prices, rather than NAV. Because Shares trade at market prices rather than NAV, Shares may trade at a price greater than NAV (premium) or less than NAV (discount).

An investor may incur costs attributable to the difference between the highest price a buyer is willing to pay to purchase Shares (the “bid” price) and the lowest price a seller is willing to accept for Shares (the “ask” price) when buying or selling Shares in the secondary market. The difference in the bid and ask prices is referred to as the “bid-ask spread.”

Recent information regarding the Fund’s NAV, market price, how often Shares traded on the Exchange at a premium or discount, and bid-ask spreads can be found on the Fund’s website at www.overlayshares.com.

Tax Information

The Fund’s distributions are generally taxable as ordinary income, qualified dividend income, or capital gains (or a combination), unless your investment is held in an IRA or other tax-advantaged account. Distributions on investments made through tax-deferred arrangements may be taxed later upon withdrawal of assets from those accounts.

Financial Intermediary Compensation

If you purchase Shares through a broker-dealer or other financial intermediary (such as a bank) (an “Intermediary”), the Adviser or its affiliates may pay Intermediaries for certain activities related to the Fund, including participation in activities that are designed to make Intermediaries more knowledgeable about exchange-traded products, including the Fund, or for other activities, such as marketing, educational training or other initiatives related to the sale or promotion of Shares. These payments may create a conflict of interest by influencing the Intermediary and your salesperson to recommend the Fund over another investment. Any such arrangements do not result in increased Fund expenses. Ask your salesperson or visit the Intermediary’s website for more information.

OVERLAY SHARES SHORT TERM BOND ETF

Investment Objective

The Overlay Shares Short Term Bond ETF (the “Fund” or “Short Term Bond ETF”) seeks total return.

Fees and Expenses of the Fund

This table describes the fees and expenses that you may pay if you buy, hold, and sell shares of the Fund (“Shares”). **You may pay other fees, such as brokerage commissions and other fees to financial intermediaries, which are not reflected in the table and Example below.**

Shareholder Fees (<i>fees paid directly from your investment</i>)	None
Annual Fund Operating Expenses (<i>expenses that you pay each year as a percentage of the value of your investment</i>)	
Management Fee	0.75%
Distribution and/or Service (12b-1) Fees	0.00%
Other Expenses	0.01%
Acquired Fund Fees and Expenses	0.03%
Total Annual Fund Operating Expenses*	0.79%

* The Total Annual Fund Operating Expenses do not correlate to the expense ratio in the Fund’s Financial Highlights and financial statements because the Financial Highlights and financial statements include only the direct operating expenses incurred by the Fund and exclude Acquired Fund Fees and Expenses, which are the indirect costs of investing in other investment companies.

Example

This Example is intended to help you compare the cost of investing in the Fund with the cost of investing in other funds. The Example assumes that you invest \$10,000 in the Fund for the time periods indicated and then redeem all of your Shares at the end of those periods. The Example also assumes that your investment has a 5% return each year and that the Fund’s operating expenses remain the same. The Example does not take into account brokerage commissions that you may pay on your purchases and sales of Shares. Although your actual costs may be higher or lower, based on these assumptions your costs would be:

1 Year: \$81

3 Years: \$252

5 Years: \$439

10 Years: \$978

Portfolio Turnover

The Fund pays transaction costs, such as commissions, when it buys and sells securities (or “turns over” its portfolio). A higher portfolio turnover rate may indicate higher transaction costs and may result in higher taxes when Shares are held in a taxable account. These costs, which are not reflected in the Total Annual Fund Operating Expenses or in the Example, affect the Fund’s performance. This rate excludes the value of portfolio securities received or delivered as a result of in-kind creations or redemptions of the Fund’s Shares and securities, including options, whose maturities or expiration dates at the time of acquisition were one year or less. For the fiscal year ended August 31, 2025, the Fund’s portfolio turnover rate was 7% of the average value of its portfolio.

Principal Investment Strategies

The Fund is an actively-managed exchange-traded fund (“ETF”) that seeks to achieve its objective by (i) investing in one or more other ETFs that seek to obtain exposure to the performance of short-term, investment grade, U.S. dollar-denominated, fixed-rate taxable bonds with a dollar-weighted average maturity of no more than three years with a maximum maturity of five years or directly in the securities held by such ETFs (collectively, the “Underlying Investments”) and (ii) selling and purchasing listed short-term put options (“put spreads”) to generate income to the Fund (the “Overlay Strategy”). Under normal circumstances, at least 80% of the Fund’s net assets, plus borrowings for investment purposes, will be invested, directly or indirectly through ETFs, in bonds.

The Fund’s Overlay Strategy seeks to generate income for the Fund by utilizing a “put spread” consisting of the sale of exchange-listed short-term put options (“Short Puts”) with a notional value (strike price times the value of the shares) up to 100% of the Fund’s net assets and the purchase of an identical number of short-term put options (“Long Puts”) with a lower strike price. The Fund seeks to generate income from the sale and purchase of put options with a lower strike price to hedge against a decline in the options’ reference asset, an index of large-cap securities (the “reference index”).

A put option gives the purchaser of the option, in exchange for the premium paid, the right to sell the underlying asset at a specified price (“strike price”) at a specified date (“expiration date”). In contrast, the seller of a put option, in exchange for the premium received, is obligated to sell the underlying asset at the strike price on the expiration date. In the event the underlying asset declines in value, the value of a put option will generally increase. In the event the underlying asset appreciates in value, the value of a put option will generally decrease. The options sold by the Fund are typically expected to have an expiration date within one to two weeks of their purchase date. The strike price of the Short Puts will typically be less than the value of the reference index at the time such options are sold, and the strike price of the Long Puts will be less than the strike price of the Short Puts. The difference between such

strike prices is based on the Adviser's judgment as to the level of expected volatility in the market prior to the options' expiration. Because the Long Puts will have a lower strike price than the Short Puts, the Long Puts are not expected to completely protect the Fund from a decline in the value of the reference index.

The Fund's Overlay Strategy is designed to seek to generate a positive return in rising and flat equity markets, and may generate a positive return in equity markets that are modestly declining, assuming the net premium collected from the options sold and purchased exceeds the net cost to close the positions. In an effort to limit losses in declining equity markets, the Fund may reduce its sale of Short Puts and/or purchase of Long Puts with strike prices closer to the strike prices of the Short Puts.

The Fund focuses primarily on equity index options which offer both European settlement (*i.e.*, options can only be exercised at their expiration date) and cash settlement (*i.e.*, options carry an obligation by their seller to pay the difference between their strike price and their settlement value instead of allowing the seller to take delivery of securities).

The potential returns of the Fund are generally limited to the amount of cash (premiums) the Fund receives when selling Short Puts, net of any cash (premiums) paid by the Fund to purchase Long Puts, plus the returns of the Underlying Investments in which the Fund invests. The Fund's sale and purchase of put options may result in the generation of positive returns for the Fund; however, the loss potential if the strategy is not effective may be greater than the profit potential. **The Fund may lose significantly more than the premiums it receives in highly volatile market conditions.**

The Adviser employs a disciplined portfolio construction process that relies on guidelines to govern capital allocations based on a quantitative methodology designed by the Adviser to measure the perceived risk of the broad U.S. equity market. In making this determination, the Adviser considers various factors including but not limited to the overall volatility (rate of change) in the markets. The Adviser bases allocation decisions on a combination of quantitative risk metrics and a qualitative assessment of potential risk/reward scenarios, with the ultimate goals of mitigating the effects of volatility in the Fund's portfolio and maintaining adequate portfolio diversification while seeking to achieve the Fund's targeted return. The Adviser evaluates the metrics associated with the valuation of options, including volatility, time to expiration and the relationship of the exercise price to the prevailing market price of the reference asset. There can be no guarantee that the Adviser will be successful in implementing the Fund's strategy. During market conditions in which market volatility rises, the price of options could rise, which, in turn, could have a detrimental effect on the Fund's performance and achieving its targeted return.

Principal Investment Risks

The principal risks of investing in the Fund are summarized below. The principal risks are presented in alphabetical order to facilitate finding particular risks and comparing them with the risks of other funds. Each risk summarized below is considered a "principal risk" of investing in the Fund, regardless of the order in which it appears. As with any investment, there is a risk that you could lose all or a portion of your investment in the Fund. Some or all of these risks may adversely affect the Fund's net asset value ("NAV"), trading price, yield, total return and/or ability to meet its investment objective. The following risks could affect the value of your investment in the Fund:

- **Cybersecurity Risk.** Cybersecurity incidents may allow an unauthorized party to gain access to Fund assets or proprietary information, or cause the Fund, the Adviser, and/or other service providers (including custodians and financial intermediaries) to suffer data breaches or data corruption. Additionally, cybersecurity failures or breaches of the electronic systems of the Fund, the Adviser, the Fund's other service providers, market makers, Authorized Participants ("APs"), the Fund's primary listing exchange, or the issuers of securities in which the Fund invests have the ability to disrupt and negatively affect the Fund's business operations, including the ability to purchase and sell Shares, potentially resulting in financial losses to the Fund and its shareholders.
- **Derivatives Securities Risk.** The Fund invests in options that derive their performance from the performance of the reference index. Derivatives, such as the options in which the Fund invests, can be volatile and involve various types and degrees of risks, depending upon the characteristics of a particular derivative. Derivatives may entail investment exposures that are greater than their cost would suggest, meaning that a small investment in a derivative could have a substantial impact on the performance of the Fund. The Fund could experience a loss if its derivatives do not perform as anticipated, or are not correlated with the performance of their underlying asset or if the Fund is unable to purchase or liquidate a position because of an illiquid secondary market. The market for many derivatives is, or suddenly can become, illiquid. Changes in liquidity may result in significant, rapid, and unpredictable changes in the prices for derivatives.
- **ETF Risks.** The Fund is an ETF and invests in other ETFs, and, as a result of this structure, is exposed directly or indirectly to the following risks:
 - *Authorized Participants, Market Makers, and Liquidity Providers Concentration Risk.* The Fund has a limited number of financial institutions that may act as APs. In addition, there may be a limited number of market makers and/or liquidity providers in the marketplace. Shares may trade at a material discount to NAV and possibly face delisting if either: (i) APs exit the business or otherwise become unable to process creation and/or redemption orders and no other APs step forward to perform these services, or (ii) market makers and/or liquidity providers exit the business or significantly reduce their business activities and no other entities step forward to perform their functions.

- *Cash Redemption Risk.* The Fund’s investment strategy may require it to redeem Shares for cash or to otherwise include cash as part of its redemption proceeds. For example, the Fund may not be able to redeem in-kind certain securities held by the Fund (e.g., short positions, derivative instruments, and bonds that cannot be broken up beyond certain minimum sizes needed for transfer and settlement). In such a case, the Fund may be required to sell or unwind portfolio investments to obtain the cash needed to distribute redemption proceeds. This may cause the Fund to recognize a capital gain that it might not have recognized if it had made a redemption in-kind. As a result, the Fund may pay out higher annual capital gain distributions than if the in-kind redemption process was used.
- *Costs of Buying or Selling Shares Risk.* Due to the costs of buying or selling Shares, including brokerage commissions imposed by brokers and bid/ask spreads, frequent trading of Shares may significantly reduce investment results and an investment in Shares may not be advisable for investors who anticipate regularly making small investments.
- *Shares May Trade at Prices Other Than NAV Risk.* As with all ETFs, Shares may be bought and sold in the secondary market at market prices. Although it is expected that the market price of Shares will approximate the Fund’s NAV, there may be times when the market price of Shares is more than the NAV intra-day (premium) or less than the NAV intra-day (discount) due to supply and demand of Shares or during periods of market volatility. This risk is heightened in times of market volatility, periods of steep market declines, and periods when there is limited trading activity for Shares in the secondary market, in which case such premiums or discounts may be significant.
- *Trading Risk.* Although Shares are listed for trading on the Cboe BZX Exchange, Inc. (the “Exchange”) and may be traded on U.S. exchanges other than the Exchange, there can be no assurance that Shares will trade with any volume, or at all, on any stock exchange. In stressed market conditions, the liquidity of Shares may begin to mirror the liquidity of the Fund’s underlying portfolio holdings, which can be significantly less liquid than the Shares.
- **Fixed Income Risk.** Fixed income securities are subject to call, credit, extension, and interest rate risk.
 - *Call Risk.* During periods of falling interest rates, an issuer of a callable bond held by the Fund may “call” or repay the security before its stated maturity, and the Fund may have to reinvest the proceeds at lower interest rates, resulting in a decline in the Fund’s income.
 - *Credit Risk.* Debt issuers and other counterparties may not honor their obligations or may have their debt downgraded by ratings agencies.
 - *Extension Risk.* During periods of rising interest rates, certain debt obligations will be paid off substantially more slowly than originally anticipated and the value of those securities may fall sharply, resulting in a decline in the Fund’s income and potentially in the value of the Fund’s investments.
 - *Interest Rate Risk.* Interest rate risk is the risk that interest rates rise and fall over time. For example, the value of fixed-income securities generally decrease when interest rates rise, which may cause the Fund’s value to decrease. Also, investments in fixed-income securities with longer maturities fluctuate more in response to interest rate changes.
- **Government Obligations Risk.** U.S. government securities are subject to price fluctuations and to default in the event that an agency or instrumentality defaults on an obligation not backed by the full faith and credit of the United States.
- **Implied Volatility Risk.** When the Fund sells an option, it gains the amount of the premium it receives, but also incurs a liability representing the value of the option it has sold until the option is either exercised and finishes “in the money,” meaning it has value and can be sold, or the option expires worthless, or the expiration of the option is “rolled,” or extended forward. The value of the options in which the Fund invests is based partly on the volatility used by market participants to price such options (i.e., implied volatility). Accordingly, increases in the implied volatility of such options will cause the value of such options to increase (even if the prices of the options’ underlying stocks do not change), which will result in a corresponding increase in the liabilities of the Fund under such options and thus decrease the Fund’s NAV.
- **Market Risk.** The trading prices of securities and other instruments fluctuate in response to a variety of factors. These factors include events impacting the entire market or specific market segments, such as political, market and economic developments, as well as events that impact specific issuers. The Fund’s NAV and market price, like security and commodity prices generally, may fluctuate significantly in response to these and other factors. As a result, an investor could lose money over short or long periods of time. U.S. and international markets have experienced significant periods of volatility in recent years due to a number of these factors, including the impact of the COVID-19 pandemic and related public health issues, growth concerns in the U.S. and overseas, uncertainties regarding interest rates, trade tensions and the threat of and/or actual imposition of tariffs by the U.S. and other countries. In addition, local, regional or global events such as war, including Russia’s invasion of Ukraine, acts of terrorism, recessions, rising inflation, or other events could have a significant negative impact on the Fund and its investments. These developments as well as other events could result in further market volatility and negatively affect financial asset prices, the liquidity of certain securities and the normal operations of securities exchanges and other markets.
- **Mortgage- and Asset-Backed Securities Risk.** The Fund may invest in U.S. government agency-backed mortgage- and asset-backed securities. Mortgage- and asset-backed securities are subject to interest rate risk. Modest movements in interest rates (both

increases and decreases) may quickly and significantly reduce the value of certain types of these securities. When interest rates fall, mortgage- and asset-backed securities may be subject to prepayment risk. When interest rates rise, certain types of mortgage- and asset-backed securities are subject to extension risk. Mortgage- and asset-backed securities can also be subject to the risk of default on the underlying residential or commercial mortgage(s) or other assets.

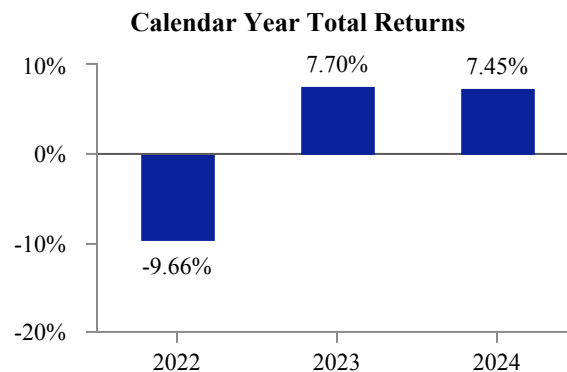
- **Options Risk.** Selling (writing) and buying options are speculative activities and entail greater than ordinary investment risks. The Fund’s use of put options can lead to losses because of adverse movements in the price or value of the underlying asset, which may be magnified by certain features of the options. When selling a put option, the Fund will receive a premium; however, this premium may not be enough to offset a loss incurred by the Fund if the price of the underlying asset is below the strike price by an amount equal to or greater than the premium. Purchasing of put options involves the payment of premiums, which may adversely affect the Fund’s performance. Purchasing a put option gives the purchaser of the option the right to sell a specified quantity of an underlying asset at a fixed exercise price over a defined period of time. Purchased put options may expire worthless resulting in the Fund’s loss of the premium it paid for the option.

The value of an option may be adversely affected if the market for the option becomes less liquid or smaller, and will be affected by changes in the value or yield of the option’s underlying asset, an increase in interest rates, a change in the actual or perceived volatility of the stock market or the underlying asset and the remaining time to expiration. Additionally, the value of an option does not increase or decrease at the same rate as the underlying asset. The Fund’s use of options may reduce the Fund’s ability to profit from increases in the value of the underlying asset. If the price of the underlying asset of an option is above the strike price of a written put option, the value of the option, and consequently of the Fund, may decline significantly more than if the Fund invested directly in the underlying asset instead of using options. While the Fund will limit its leverage risk based on its value-at-risk test (or “VaR”), the Fund could still lose a significant amount or nearly all of its value if the price of an underlying asset changes significantly enough.

- **Return of Capital Risk.** The Fund expects to make monthly distributions regardless of its performance. All or a portion of such distributions may represent a return of capital. A return of capital is the portion of the distribution representing the return of your investment in the Fund. A return of capital is generally tax-free to the extent of a shareholder’s basis in the Fund’s shares and reduces the shareholder’s basis in their shares and results in a higher capital gain or lower capital loss when the shares on which the return of capital distribution was received are sold. After a shareholder’s basis in the shares has been reduced to zero, return of capital distributions will be treated as gain from the sale of the shareholder’s shares.
- **Tax Risk.** The writing of options by the Fund may significantly reduce or eliminate its ability to make distributions eligible to be treated as qualified dividend income. Options entered into by the Fund may also be subject to the federal tax rules applicable to straddles under the Internal Revenue Code of 1986, as amended (the “Code”). If positions held by the Fund were treated as “straddles” for federal income tax purposes, or the Fund’s risk of loss with respect to a position was otherwise diminished as set forth in Treasury regulations, dividends on stocks that are a part of such positions would not constitute qualified dividend income subject to such favorable income tax treatment in the hands of non-corporate shareholders or eligible for the dividends received deduction for corporate shareholders. In addition, generally, straddles are subject to certain rules that may affect the amount, character, and timing of the Fund’s recognition of gains and losses with respect to straddle positions.

Performance

The performance information presented below provides some indication of the risks of investing in the Fund by showing the extent to which the Fund’s performance can change from year to year and over time. The bar chart below shows the Fund’s performance for the most recent calendar years ended December 31. The table illustrates how the Fund’s average annual returns for the 1-year and since inception periods compare with those of the Bloomberg® U.S. Aggregate Bond Index, a broad-based securities market index intended to represent the overall domestic bond market. Performance also is shown for the Bloomberg® U.S. Corporate 1-5 Years Index, an additional index that represents the asset class in which the Fund invests. The Fund’s past performance, before and after taxes, does not necessarily indicate how it will perform in the future. Updated performance information is available on the Fund’s website at www.overlayshares.com or by calling the Fund at 1-866-704-6857.



The calendar year-to-date total return of the Fund as of September 30, 2025 was 5.55%. During the period of time shown in the bar chart, the highest quarterly return was 5.31% for the quarter ended December 31, 2023, and the lowest quarterly return was -4.56% for the quarter ended March 31, 2022.

**Average Annual Total Returns
(for periods ended December 31, 2024)**

Overlay Shares Short Term Bond ETF	1-Year	Since Inception (1/14/2021)
Return Before Taxes	7.45%	1.65%
Return After Taxes on Distributions	5.55%	0.29%
Return After Taxes on Distributions and Sale of Shares	4.59%	0.73%
Bloomberg® U.S. Aggregate Bond Index (reflects no deduction for fees, expenses, or taxes)	1.25%	-1.99%
Bloomberg® U.S. Corporate 1-5 Years Index (reflects no deduction for fees, expenses, or taxes)	4.95%	1.20%

After-tax returns are calculated using the historical highest individual federal marginal income tax rates during the period covered by the table above and do not reflect the impact of state and local taxes. Actual after-tax returns depend on an investor’s tax situation and may differ from those shown. After-tax returns shown are not relevant to investors who hold their shares through tax-deferred arrangements such as an individual retirement account (“IRA”) or other tax-advantaged accounts.

In certain cases, the figure representing “Return After Taxes on Distributions and Sale of Fund Shares” may be higher than the other return figures for the same period. A higher after-tax return results when a capital loss occurs upon redemption and provides an assumed tax benefit to the investor.

Portfolio Management

Adviser Liquid Strategies, LLC

Portfolio Managers Adam Stewart, CFA and Shawn Gibson have been portfolio managers of the Fund since its inception in January 2021.

Purchase and Sale of Shares

The Fund issues and redeems Shares at NAV only in large blocks known as “Creation Units,” which only APs (typically, broker-dealers) may purchase or redeem. The Fund generally issues and redeems Creation Units in exchange for a portfolio of securities and/or a designated amount of U.S. cash.

Shares are listed on the Exchange, and individual Shares may only be bought and sold in the secondary market through a broker or dealer at market prices, rather than NAV. Because Shares trade at market prices rather than NAV, Shares may trade at a price greater than NAV (premium) or less than NAV (discount).

An investor may incur costs attributable to the difference between the highest price a buyer is willing to pay to purchase Shares (the “bid” price) and the lowest price a seller is willing to accept for Shares (the “ask” price) when buying or selling Shares in the secondary market. The difference in the bid and ask prices is referred to as the “bid-ask spread.”

Recent information regarding the Fund’s NAV, market price, how often Shares traded on the Exchange at a premium or discount, and bid-ask spreads can be found on the Fund’s website at www.overlayshares.com.

Tax Information

The Fund’s distributions are generally taxable as ordinary income, qualified dividend income, or capital gains (or a combination), unless your investment is held in an IRA or other tax-advantaged account. Distributions on investments made through tax-deferred arrangements may be taxed later upon withdrawal of assets from those accounts.

Financial Intermediary Compensation

If you purchase Shares through a broker-dealer or other financial intermediary (such as a bank) (an “Intermediary”), the Adviser or its affiliates may pay Intermediaries for certain activities related to the Fund, including participation in activities that are designed to make Intermediaries more knowledgeable about exchange-traded products, including the Fund, or for other activities, such as marketing, educational training or other initiatives related to the sale or promotion of Shares. These payments may create a conflict of interest by influencing the Intermediary and your salesperson to recommend the Fund over another investment. Any such arrangements do not result in increased Fund expenses. Ask your salesperson or visit the Intermediary’s website for more information.

OVERLAY SHARES MUNICIPAL BOND ETF

Investment Objective

The Overlay Shares Municipal Bond ETF (the “Fund” or “Municipal Bond ETF”) seeks total return.

Fees and Expenses of the Fund

This table describes the fees and expenses that you may pay if you buy, hold, and sell shares of the Fund (“Shares”). **You may pay other fees, such as brokerage commissions and other fees to financial intermediaries, which are not reflected in the table and Example below.**

Shareholder Fees (<i>fees paid directly from your investment</i>)	None
Annual Fund Operating Expenses (<i>expenses that you pay each year as a percentage of the value of your investment</i>)	
Management Fees	0.75%
Distribution and/or Service (12b-1) Fees	0.00%
Other Expenses	0.01%
Acquired Fund Fees and Expenses	0.05%
Total Annual Fund Operating Expenses*	0.81%

* The Total Annual Fund Operating Expenses do not correlate to the expense ratio in the Fund’s Financial Highlights and financial statements because the Financial Highlights and financial statements include only the direct operating expenses incurred by the Fund and exclude Acquired Fund Fees and Expenses, which are the indirect costs of investing in other investment companies.

Example

This Example is intended to help you compare the cost of investing in the Fund with the cost of investing in other funds. The Example assumes that you invest \$10,000 in the Fund for the time periods indicated and then redeem all of your Shares at the end of those periods. The Example also assumes that your investment has a 5% return each year and that the Fund’s operating expenses remain the same. The Example does not take into account brokerage commissions that you may pay on your purchases and sales of Shares. Although your actual costs may be higher or lower, based on these assumptions your costs would be:

1 Year: \$83

3 Years: \$259

5 Years: \$450

10 Years: \$1,002

Portfolio Turnover

The Fund pays transaction costs, such as commissions, when it buys and sells securities (or “turns over” its portfolio). A higher portfolio turnover rate may indicate higher transaction costs and may result in higher taxes when Shares are held in a taxable account. These costs, which are not reflected in the Total Annual Fund Operating Expenses or in the Example, affect the Fund’s performance. For the fiscal year ended August 31, 2025, the Fund’s portfolio turnover rate was 7% of the average value of its portfolio.

Principal Investment Strategies

The Fund is an actively-managed exchange-traded fund (“ETF”) that seeks to achieve its objective by (i) investing in one or more other ETFs that seek to obtain exposure to the performance of investment grade municipal bonds and below investment grade municipal bonds or directly in the securities held by such ETFs (collectively, the “Underlying Investments”) and (ii) selling and purchasing listed short-term put options to generate income to the Fund (the “Overlay Strategy”). Under normal circumstances, at least 80% of the Fund’s net assets, plus borrowings for investment purposes, will be invested, directly or indirectly, in municipal bonds.

The Fund’s Overlay Strategy seeks to generate income for the Fund by utilizing a “put spread” consisting of the sale of exchange-listed short-term put options (“Short Puts”) with a notional value (strike price times the value of the shares) up to 100% of the Fund’s net assets and the purchase of an identical number of short-term put options (“Long Puts”) with a lower strike price. The Fund seeks to generate income from the sale and purchase of put options with a lower strike price to hedge against a decline in the options’ reference asset, an index of large-cap securities (the “reference index”).

A put option gives the purchaser of the option, in exchange for the premium paid, the right to sell the underlying asset at a specified price (“strike price”) at a specified date (“expiration date”). In contrast, the seller of a put option, in exchange for the premium received, is obligated to sell the underlying asset at the strike price on the expiration date. In the event the underlying asset declines in value, the value of a put option will generally increase. In the event the underlying asset appreciates in value, the value of a put option will generally decrease. The options sold by the Fund are typically expected to have an expiration date within one to two weeks of their purchase date. The strike price of the Short Puts will typically be less than the value of the reference index at the time such options are sold, and the strike price of the Long Puts will be less than the strike price of the Short Puts. The difference between such strike prices is based on Liquid Strategies, LLC’s (the “Adviser”) judgment as to the level of expected volatility in the market prior to

the options' expiration. Because the Long Puts will have a lower strike price than the Short Puts, the Long Puts are not expected to completely protect the Fund from a decline in the value of the reference index.

The Fund's Overlay Strategy is designed to seek to generate a positive return in rising and flat equity markets, and may generate a positive return in equity markets that are modestly declining, assuming the net premium collected from the options sold and purchased exceeds the net cost to close the positions. In an effort to limit losses in declining equity markets, the Fund may reduce its sale of Short Puts and/or purchase of Long Puts with strike prices closer to the strike prices of the Short Puts.

The Fund focuses primarily on equity index options which offer both European settlement (*i.e.*, options can only be exercised at their expiration date) and cash settlement (*i.e.*, options carry an obligation by their seller to pay the difference between their strike price and their settlement value instead of allowing the seller to take delivery of securities).

The potential returns of the Fund are generally limited to the amount of cash (premiums) the Fund receives when selling Short Puts, net of any cash (premiums) paid by the Fund to purchase Long Puts, plus the returns of the ETFs in which the Fund invests. The Fund's sale and purchase of put options may result in the generation of positive returns for the Fund; however, the loss potential if the strategy is not effective may be greater than the profit potential. **The Fund may lose significantly more than the premiums it receives in highly volatile market conditions.**

The Adviser employs a disciplined portfolio construction process that relies on guidelines to govern capital allocations based on a quantitative methodology designed by the Adviser to measure the perceived risk of the broad U.S. equity market. In making this determination, the Adviser considers various factors including but not limited to the overall volatility (rate of change) in the markets. The Adviser bases allocation decisions on a combination of quantitative risk metrics and a qualitative assessment of potential risk/reward scenarios, with the ultimate goals of mitigating the effects of volatility in the Fund's portfolio and maintaining adequate portfolio diversification while seeking to achieve the Fund's targeted return. The Adviser evaluates the metrics associated with the valuation of options, including volatility, time to expiration and the relationship of the exercise price to the prevailing market price of the reference asset. There can be no guarantee that the Adviser will be successful in implementing the Fund's strategy. During market conditions in which market volatility rises, the price of options could rise, which, in turn, could have a detrimental effect on the Fund's performance and achieving its targeted return.

Principal Investment Risks

The principal risks of investing in the Fund are summarized below. The principal risks are presented in alphabetical order to facilitate finding particular risks and comparing them with the risks of other funds. Each risk summarized below is considered a "principal risk" of investing in the Fund, regardless of the order in which it appears. As with any investment, there is a risk that you could lose all or a portion of your investment in the Fund. Some or all of these risks may adversely affect the Fund's net asset value ("NAV"), trading price, yield, total return and/or ability to meet its investment objective. The following risks could affect the value of your investment in the Fund:

- **Below Investment Grade Bonds Risk.** The Fund's investments in below investment grade bonds are subject to a greater risk of loss of income and principal than higher grade debt securities. The Fund's investments in below investment grade bonds also subject the Fund to greater levels of interest rate, credit and liquidity risk than funds that do not invest in such securities. Issuers of below investment grade bonds are often highly leveraged and are more vulnerable to changes in the economy. These securities are considered predominately speculative with respect to the issuer's continuing ability to make principal and interest payments.
- **California and New York Municipal Securities Risk.** Because the Fund invests substantially in California and New York municipal instruments, it is more exposed to the impact of negative political, economic and statutory factors within California and New York than a fund that invests more widely.
- **Cybersecurity Risk.** Cybersecurity incidents may allow an unauthorized party to gain access to Fund assets or proprietary information, or cause the Fund, the Adviser, and/or other service providers (including custodians and financial intermediaries) to suffer data breaches or data corruption. Additionally, cybersecurity failures or breaches of the electronic systems of the Fund, the Adviser, the Fund's other service providers, market makers, Authorized Participants ("APs"), the Fund's primary listing exchange, or the issuers of securities in which the Fund invests have the ability to disrupt and negatively affect the Fund's business operations, including the ability to purchase and sell Shares, potentially resulting in financial losses to the Fund and its shareholders.
- **Derivatives Securities Risk.** The Fund invests in options that derive their performance from the performance of the reference index. Derivatives, such as the options in which the Fund invests, can be volatile and involve various types and degrees of risks, depending upon the characteristics of a particular derivative. Derivatives may entail investment exposures that are greater than their cost would suggest, meaning that a small investment in a derivative could have a substantial impact on the performance of the Fund. The Fund could experience a loss if its derivatives do not perform as anticipated, or are not correlated with the performance of their underlying asset or if the Fund is unable to purchase or liquidate a position because of an illiquid secondary

market. The market for many derivatives is, or suddenly can become, illiquid. Changes in liquidity may result in significant, rapid, and unpredictable changes in the prices for derivatives.

- **ETF Risks.** The Fund is an ETF and invests in other ETFs, and, as a result of this structure, is exposed directly or indirectly to the following risks:
 - *Authorized Participants, Market Makers, and Liquidity Providers Concentration Risk.* The Fund has a limited number of financial institutions that may act as APs. In addition, there may be a limited number of market makers and/or liquidity providers in the marketplace. Shares may trade at a material discount to NAV and possibly face delisting if either: (i) APs exit the business or otherwise become unable to process creation and/or redemption orders and no other APs step forward to perform these services, or (ii) market makers and/or liquidity providers exit the business or significantly reduce their business activities and no other entities step forward to perform their functions.
 - *Cash Redemption Risk.* The Fund’s investment strategy may require it to redeem Shares for cash or to otherwise include cash as part of its redemption proceeds. For example, the Fund may not be able to redeem in-kind certain securities held by the Fund (e.g., short positions, derivative instruments, and bonds that cannot be broken up beyond certain minimum sizes needed for transfer and settlement). In such a case, the Fund may be required to sell or unwind portfolio investments to obtain the cash needed to distribute redemption proceeds. This may cause the Fund to recognize a capital gain that it might not have recognized if it had made a redemption in-kind. As a result, the Fund may pay out higher annual capital gain distributions than if the in-kind redemption process was used.
 - *Costs of Buying or Selling Shares Risk.* Due to the costs of buying or selling Shares, including brokerage commissions imposed by brokers and bid/ask spreads, frequent trading of Shares may significantly reduce investment results and an investment in Shares may not be advisable for investors who anticipate regularly making small investments.
 - *Shares May Trade at Prices Other Than NAV Risk.* As with all ETFs, Shares may be bought and sold in the secondary market at market prices. Although it is expected that the market price of Shares will approximate the Fund’s NAV, there may be times when the market price of Shares is more than the NAV intra-day (premium) or less than the NAV intra-day (discount) due to supply and demand of Shares or during periods of market volatility. This risk is heightened in times of market volatility, periods of steep market declines, and periods when there is limited trading activity for Shares in the secondary market, in which case such premiums or discounts may be significant.
 - *Trading Risk.* Although Shares are listed for trading on the Cboe BZX Exchange, Inc. (the “Exchange”) and may be traded on U.S. exchanges other than the Exchange, there can be no assurance that Shares will trade with any volume, or at all, on any stock exchange. In stressed market conditions, the liquidity of Shares may begin to mirror the liquidity of the Fund’s underlying portfolio holdings, which can be significantly less liquid than the Shares.
- **Fixed Income Risk.** Fixed income securities are subject to call, credit, extension, and interest rate risk.
 - *Call Risk.* During periods of falling interest rates, an issuer of a callable bond held by the Fund may “call” or repay the security before its stated maturity, and the Fund may have to reinvest the proceeds at lower interest rates, resulting in a decline in the Fund’s income.
 - *Credit Risk.* Debt issuers and other counterparties may not honor their obligations or may have their debt downgraded by ratings agencies.
 - *Extension Risk.* During periods of rising interest rates, certain debt obligations will be paid off substantially more slowly than originally anticipated and the value of those securities may fall sharply, resulting in a decline in the Fund’s income and potentially in the value of the Fund’s investments.
 - *Interest Rate Risk.* Interest rate risk is the risk that interest rates rise and fall over time. For example, the value of fixed-income securities generally decrease when interest rates rise, which may cause the Fund’s value to decrease. Also, investments in fixed-income securities with longer maturities fluctuate more in response to interest rate changes.
- **Implied Volatility Risk.** When the Fund sells an option, it gains the amount of the premium it receives, but also incurs a liability representing the value of the option it has sold until the option is either exercised and finishes “in the money,” meaning it has value and can be sold, or the option expires worthless, or the expiration of the option is “rolled,” or extended forward. The value of the options in which the Fund invests is based partly on the volatility used by market participants to price such options (i.e., implied volatility). Accordingly, increases in the implied volatility of such options will cause the value of such options to increase (even if the prices of the options’ underlying stocks do not change), which will result in a corresponding increase in the liabilities of the Fund under such options and thus decrease the Fund’s NAV.
- **Market Risk.** The trading prices of securities and other instruments fluctuate in response to a variety of factors. These factors include events impacting the entire market or specific market segments, such as political, market and economic developments, as well as events that impact specific issuers. The Fund’s NAV and market price, like security and commodity prices generally, may

fluctuate significantly in response to these and other factors. As a result, an investor could lose money over short or long periods of time. U.S. and international markets have experienced significant periods of volatility in recent years due to a number of these factors, including the impact of the COVID-19 pandemic and related public health issues, growth concerns in the U.S. and overseas, uncertainties regarding interest rates, trade tensions and the threat of and/or actual imposition of tariffs by the U.S. and other countries. In addition, local, regional or global events such as war, including Russia's invasion of Ukraine, acts of terrorism, recessions, rising inflation, or other events could have a significant negative impact on the Fund and its investments. These developments as well as other events could result in further market volatility and negatively affect financial asset prices, the liquidity of certain securities and the normal operations of securities exchanges and other markets.

- **Municipal Securities Risk.** Municipal securities can be significantly affected by political or economic changes, including changes made in the law after issuance of the securities, as well as uncertainties in the municipal market related to taxation, legislative changes or the rights of municipal security holders, including in connection with an issuer insolvency. Municipal securities backed by current or anticipated revenues from a specific project or specific assets can be negatively affected by the inability to collect revenues from the project or the assets.
- **Options Risk.** Selling (writing) and buying options are speculative activities and entail greater than ordinary investment risks. The Fund's use of put options can lead to losses because of adverse movements in the price or value of the underlying asset, which may be magnified by certain features of the options. When selling a put option, the Fund will receive a premium; however, this premium may not be enough to offset a loss incurred by the Fund if the price of the underlying asset is below the strike price by an amount equal to or greater than the premium. Purchasing of put options involves the payment of premiums, which may adversely affect the Fund's performance. Purchasing a put option gives the purchaser of the option the right to sell a specified quantity of an underlying asset at a fixed exercise price over a defined period of time. Purchased put options may expire worthless resulting in the Fund's loss of the premium it paid for the option.

The value of an option may be adversely affected if the market for the option becomes less liquid or smaller, and will be affected by changes in the value or yield of the option's underlying asset, an increase in interest rates, a change in the actual or perceived volatility of the stock market or the underlying asset and the remaining time to expiration. Additionally, the value of an option does not increase or decrease at the same rate as the underlying asset. The Fund's use of options may reduce the Fund's ability to profit from increases in the value of the underlying asset. If the price of the underlying asset of an option is above the strike price of a written put option, the value of the option, and consequently of the Fund, may decline significantly more than if the Fund invested directly in the underlying asset instead of using options. While the Fund will limit its leverage risk based on its value-at-risk test (or "VaR"), the Fund could still lose a significant amount or nearly all of its value if the price of an underlying asset changes significantly enough.

- **Return of Capital Risk.** The Fund expects to make monthly distributions regardless of its performance. All or a portion of such distributions may represent a return of capital. A return of capital is the portion of the distribution representing the return of your investment in the Fund. A return of capital is generally tax-free to the extent of a shareholder's basis in the Fund's shares and reduces the shareholder's basis in their shares and results in a higher capital gain or lower capital loss when the shares on which the return of capital distribution was received are sold. After a shareholder's basis in the shares has been reduced to zero, return of capital distributions will be treated as gain from the sale of the shareholder's shares.
- **Tax Risk.** The writing of options by the Fund may significantly reduce or eliminate its ability to make distributions eligible to be treated as qualified dividend income. Options entered into by the Fund may also be subject to the federal tax rules applicable to straddles under the Internal Revenue Code of 1986, as amended (the "Code"). If positions held by the Fund were treated as "straddles" for federal income tax purposes, or the Fund's risk of loss with respect to a position was otherwise diminished as set forth in Treasury regulations, dividends on stocks that are a part of such positions would not constitute qualified dividend income subject to such favorable income tax treatment in the hands of non-corporate shareholders or eligible for the dividends received deduction for corporate shareholders. In addition, generally, straddles are subject to certain rules that may affect the amount, character, and timing of the Fund's recognition of gains and losses with respect to straddle positions.

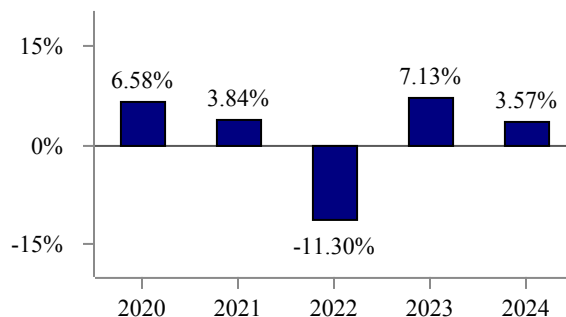
Because the Fund intends to be treated as a "qualified fund of funds" (*i.e.*, at the close of each quarter of the taxable year at least 50 percent of the value of its total assets is represented by interests in other regulated investment companies ("RICs")), the Fund will generally be eligible to distribute "exempt-interest dividends" to its shareholders. The Fund may distribute exempt-interest dividends to the extent of its tax-exempt interest income, if any, which may include both exempt-interest dividends received from underlying funds taxable as RICs and interest income received directly by the Fund on any investments in tax-exempt obligations (*i.e.*, obligations that pay interest excluded from gross income under Section 103(a) of the Code, reduced by certain expenses. An underlying fund taxable as a RIC will generally be eligible to distribute exempt-interest dividends if at least 50% of its total assets at the close of each quarter of its taxable year consist of tax-exempt obligations. The Fund may not be a suitable investment for individual retirement accounts ("IRAs"), for other tax-exempt or tax-deferred accounts or for investors who are not sensitive to the federal income tax consequences of their investments. The Underlying Investments may invest in bonds subject to the federal alternative minimum tax ("AMT"). Shareholders subject to the federal AMT will be required to report the portion of the Fund's

distributions attributable to income from the bonds as a tax preference item in determining their amounts due under the federal AMT.

Performance

The performance information presented below provides some indication of the risks of investing in the Fund by showing the extent to which the Fund’s performance can change from year to year and over time. The bar chart below shows the Fund’s performance for the most recent calendar years ended December 31. The table illustrates how the Fund’s average annual returns for the 1-year, 5-year, and since inception periods compare with those of the Bloomberg® U.S. Aggregate Bond Index, a broad-based securities market index intended to represent the overall domestic bond market. Performance also is shown for the Bloomberg® Municipal Bond Index, an additional index that represents the asset class in which the Fund invests. The Fund’s past performance, before and after taxes, does not necessarily indicate how it will perform in the future. Updated performance information is available on the Fund’s website at www.overlayshares.com or by calling the Fund at 1-866-704-6857.

Calendar Year Total Returns



The calendar year-to-date total return of the Fund as of September 30, 2025 was 2.10%. During the period of time shown in the bar chart, the highest quarterly return was 7.90% for the quarter ended December 31, 2023, and the lowest quarterly return was -6.33% for the quarter ended March 31, 2022.

Average Annual Total Returns (for periods ended December 31, 2024)

	1-Year	5-Year	Since Inception (9/30/2019)
Overlay Shares Municipal Bond ETF			
Return Before Taxes	3.57%	1.72%	1.97%
Return After Taxes on Distributions	1.87%	0.77%	1.04%
Return After Taxes on Distributions and Sale of Shares	2.30%	1.27%	1.48%
Bloomberg® U.S. Aggregate Bond Index (reflects no deduction for fees, expenses, or taxes)	1.25%	-0.33%	-0.28%
Bloomberg® Municipal Bond Index (reflects no deduction for fees, expenses, or taxes)	1.05%	0.99%	1.08%

After-tax returns are calculated using the historical highest individual federal marginal income tax rates during the period covered by the table above and do not reflect the impact of state and local taxes. Actual after-tax returns depend on an investor’s tax situation and may differ from those shown. After-tax returns shown are not relevant to investors who hold their Shares through tax-deferred arrangements such as an individual retirement account (“IRA”) or other tax-advantaged accounts.

In certain cases, the figure representing “Return After Taxes on Distributions and Sale of Shares” may be higher than the other return figures for the same period. A higher after-tax return results when a capital loss occurs upon redemption and provides an assumed tax deduction that benefits the investor.

Portfolio Management

Adviser	Liquid Strategies, LLC
Portfolio Managers	Adam Stewart, CFA and Shawn Gibson have been portfolio managers of the Fund since its inception in 2019.

Purchase and Sale of Shares

The Fund issues and redeems Shares at NAV only in large blocks known as “Creation Units,” which only APs (typically, broker-dealers) may purchase or redeem. The Fund generally issues and redeems Creation Units in exchange for a portfolio of securities and/or a designated amount of U.S. cash.

Shares are listed on the Exchange, and individual Shares may only be bought and sold in the secondary market through a broker or dealer at market prices, rather than NAV. Because Shares trade at market prices rather than NAV, Shares may trade at a price greater than NAV (premium) or less than NAV (discount).

An investor may incur costs attributable to the difference between the highest price a buyer is willing to pay to purchase Shares (the “bid” price) and the lowest price a seller is willing to accept for Shares (the “ask” price) when buying or selling Shares in the secondary market. The difference in the bid and ask prices is referred to as the “bid-ask spread.”

Recent information regarding the Fund’s NAV, market price, how often Shares traded on the Exchange at a premium or discount, and bid-ask spreads can be found on the Fund’s website at www.overlayshares.com.

Tax Information

The Fund’s distributions are generally exempt-interest dividends, or are taxable as ordinary income, qualified dividend income, or capital gains (or a combination), unless your investment is in an IRA or other tax-advantaged account. Distributions on investments made through tax-deferred arrangements may be taxed later upon withdrawal of assets from those accounts.

Financial Intermediary Compensation

If you purchase Shares through a broker-dealer or other financial intermediary (such as a bank) (an “Intermediary”), the Adviser or its affiliates may pay Intermediaries for certain activities related to the Fund, including participation in activities that are designed to make Intermediaries more knowledgeable about exchange-traded products, including the Fund, or for other activities, such as marketing, educational training or other initiatives related to the sale or promotion of Shares. These payments may create a conflict of interest by influencing the Intermediary and your salesperson to recommend the Fund over another investment. Any such arrangements do not result in increased Fund expenses. Ask your salesperson or visit the Intermediary’s website for more information.

ADDITIONAL INFORMATION ABOUT THE FUNDS

Investment Objectives

Each Fund's investment objective may be changed by the Board of Trustees (the "Board") of Listed Funds Trust (the "Trust") without shareholder approval upon written notice to shareholders.

Principal Investment Strategies

Each Fund has adopted a policy to comply with Rule 35d-1 under the Investment Company Act of 1940, as amended (the "1940 Act"), as described in this Prospectus. Such policies adopted by the Large Cap ETF, Small Cap ETF, Foreign Equity ETF, Hedged Large Cap Equity ETF, Core Bond ETF and Short Term Bond ETF have been adopted as non-fundamental investment policies and may be changed without shareholder approval upon 60 days' written notice to shareholders. The policy adopted by the Municipal Bond ETF is a fundamental investment policy and any change to the policy will require shareholder approval. With respect to the relevant policies described herein, a Fund defines "equity securities" to mean common and preferred stocks, rights, warrants, depositary receipts, equity interests in real estate investment trusts, and master limited partnerships.

Principal Investment Risks

An investment in a Fund entails risks. A Fund could lose money, or its performance could trail that of other investment alternatives. The following provides additional information about each Fund's principal risks. It is important that investors closely review and understand these risks before making an investment in a Fund. Each risk applies to each Fund unless otherwise specified. Just as in each Fund's summary section, the principal risks below are presented in alphabetical order to facilitate finding particular risks and comparing them with those of other funds. Each risk summarized below is considered a "principal risk" of investing in the applicable Fund, regardless of the order in which it appears.

- **Below Investment Grade Bonds Risk** (*Municipal Bond ETF only*). Securities rated "BB" or below by S&P or "Ba" or below by Moody's are known as high yield securities and are commonly referred to as "junk bonds." Such securities entail greater price volatility and credit and interest rate risk than investment-grade securities. Analysis of the creditworthiness of high yield issuers is more complex than for higher-rated securities, making it more difficult for the Adviser to accurately predict risk. There is a greater risk with high yield fixed income securities that an issuer will not be able to make principal and interest payments when due. If the Fund pursues missed payments, there is a risk that Fund expenses could increase. In addition, lower-rated securities may not trade as often and may be less liquid than higher-rated securities, especially during periods of economic uncertainty or change. As a result of all of these factors, these securities are generally considered to be speculative.
- **California Municipal Securities Risk** (*Municipal Bond ETF only*). The Fund will invest in municipal securities issued by or on behalf of California. As a result, the Fund is more exposed to risks affecting issuers of California municipal securities than is a municipal securities fund that invests more widely. Such risks include, but are not limited to, the strength of the housing market and the growth in construction spending; constitutional limitations affecting the ability of the State of California and municipalities to address financial downturns, including limitations on the ability of the State of California or municipalities to raise taxes, fees or charges without voter approval; the impact of federal tax law changes; the performance of the national and California economies; the impact of international events on consumer confidence, oil supplies and oil prices; the impact of behavioral changes in reaction to income and sales tax increases; shifts in monetary policy affecting interest rates and the financial markets; the magnitude of pension and post-retirement health care commitments, and the impact on the funding of such benefits of lower than expected returns; the impact of consumer spending on tax collections; increased demand in entitlement-based and claims-based programs such as Medicaid, public assistance and general public health; access to the capital markets in light of disruptions in the market; litigation against the State of California; the risk of earthquakes or other natural catastrophes upon the State of California or localities; actions taken by the federal government, including audits, disallowances, changes in aid levels, and changes to Medicaid rules; and any reduction in the creditworthiness of issuers of California municipal securities.
- **Currency Exchange Rate Risk** (*Foreign Equity ETF only*). Changes in currency exchange rates and the relative value of non-U.S. currencies will affect the value of the Fund's investments and the value of your Shares. Because the Fund's NAV is determined on the basis of U.S. dollars, the U.S. dollar value of your investment in the Fund may go down if the value of the local currency of the non-U.S. markets in which the Fund invests depreciates against the U.S. dollar. This is true even if the local currency value of securities in the Fund's holdings goes up. Conversely, the dollar value of your investment in the Fund may go up if the value of the local currency appreciates against the U.S. dollar. The value of the U.S. dollar measured against other currencies is influenced by a variety of factors. These factors include: national debt levels and trade deficits, changes in balances of payments and trade, domestic and foreign interest and inflation rates, global or regional political, economic or financial events, monetary policies of governments, actual or potential government intervention, and global energy prices. Political instability, the possibility of government intervention and restrictive or opaque business and investment policies also may reduce the value of a country's currency. Government monetary policies and the buying or selling of currency by a country's government also may influence exchange rates. Currency exchange rates can be very volatile and can change quickly and unpredictably. As a result, the value of an investment in the Fund may change quickly and without warning, and you may lose money.

- **Cybersecurity Risk.** With the increased use of technologies such as the Internet and the dependence on computer systems to perform business and operational functions, funds (such as a Fund) and their service providers may be prone to operational and information security risks resulting from cyber-attacks and/or technological malfunctions. In general, cyber-attacks are deliberate, but unintentional events may have similar effects. Cyber-attacks include, among others, stealing or corrupting data maintained online or digitally, preventing legitimate users from accessing information or services on a website, releasing confidential information without authorization, and causing operational disruption. Cybersecurity incidents may allow an unauthorized party to gain access to Fund assets or proprietary information, or cause a Fund, the Adviser, and/or other service providers (including custodians and financial intermediaries) to suffer data breaches or data corruption. Additionally, cybersecurity failures or breaches of the electronic systems of a Fund, the Adviser, or the Fund's other service providers, market makers, APs, a Fund's primary listing exchange, or the issuers of securities in which such Fund invests have the ability to disrupt and negatively affect the Fund's business operations, including the ability to purchase and sell Shares, potentially resulting in financial losses to the Fund and its shareholders. For instance, cyber-attacks or technical malfunctions may interfere with the processing of shareholder or other transactions, affect a Fund's ability to calculate its NAV, cause the release of private shareholder information or confidential Fund information, impede trading, cause reputational damage, and subject a Fund to regulatory fines, penalties or financial losses, reimbursement or other compensation costs, and additional compliance costs. Cyber-attacks or technical malfunctions may render records of Fund assets and transactions, shareholder ownership of Shares, and other data integral to the functioning of a Fund inaccessible or inaccurate or incomplete. A Fund also may incur substantial costs for cybersecurity risk management to prevent cyber incidents in the future. A Fund and its respective shareholders could be negatively impacted as a result.
- **Derivatives Securities Risk.** Each Fund invests in options that derive their performance from the performance of the reference index. Derivatives, such as the options in which each Fund invests, can be volatile and involve various types and degrees of risks, depending upon the characteristics of a particular derivative. Derivatives may entail investment exposures that are greater than their cost would suggest, meaning that a small investment in a derivative could have a substantial impact on the performance of a Fund. A Fund could experience a loss if its derivatives do not perform as anticipated, or are not correlated with the performance of their underlying asset or if the Fund is unable to purchase or liquidate a position because of an illiquid secondary market. The market for many derivatives is, or suddenly can become, illiquid. Changes in liquidity may result in significant, rapid, and unpredictable changes in the prices for derivatives.
- **Emerging Markets Risk** (*Foreign Equity ETF only*). Investments in securities and instruments traded in developing or emerging markets, or that provide exposure to such securities or markets, can involve additional risks relating to political, economic, or regulatory conditions not associated with investments in U.S. securities and instruments. For example, developing and emerging markets may be subject to (i) greater market volatility, (ii) lower trading volume and liquidity, (iii) greater social, political and economic uncertainty, (iv) governmental controls on foreign investments and limitations on repatriation of invested capital, (v) lower disclosure, corporate governance, auditing and financial reporting standards, (vi) fewer protections of property rights, (vii) fewer investor rights and limited legal or practical remedies available to investors against emerging market companies, (viii) restrictions on the transfer of securities or currency, and (ix) settlement and trading practices that differ from those in U.S. markets. Each of these factors may impact the ability of the Fund to buy, sell or otherwise transfer securities, adversely affect the trading market and price for Shares and cause the Fund to decline in value.
- **Equity Market Risk** (*Large Cap ETF, Small Cap ETF, Foreign Equity ETF, and Hedged Large Cap Equity ETF only*). Common stocks are susceptible to general stock market fluctuations and to volatile increases and decreases in value as market confidence in and perceptions of their issuers change. These investor perceptions are based on various and unpredictable factors including: expectations regarding government, economic, monetary and fiscal policies; inflation and interest rates; economic expansion or contraction; and global or regional political, economic and banking crises. If you held common stock, or common stock equivalents, of any given issuer, you would generally be exposed to greater risk than if you held preferred stocks and debt obligations of the issuer because common stockholders, or holders of equivalent interests, generally have inferior rights to receive payments from issuers in comparison with the rights of preferred stockholders, bondholders, and other creditors of such issuers.
- **ETF Risks.** Each Fund is an ETF that invests in other ETFs and, as a result of that structure, is exposed directly or indirectly to the following risks:
 - *Authorized Participants, Market Makers, and Liquidity Providers Concentration Risk.* Each Fund has a limited number of financial institutions that may act as APs. In addition, there may be a limited number of market makers and/or liquidity providers in the marketplace. Shares may trade at a material discount to NAV and possibly face delisting if either: (i) APs exit the business or otherwise become unable to process creation and/or redemption orders and no other APs step forward to perform these services, or (ii) market makers and/or liquidity providers exit the business or significantly reduce their business activities and no other entities step forward to perform their functions.
 - *Cash Redemption Risk.* A Fund's investment strategy may at times require it to redeem Shares for cash or to otherwise include cash as part of its redemption proceeds. For example, the Fund may not be able to redeem in-kind certain securities held by the Fund (e.g., TBA transactions, short positions, derivative instruments, and bonds that cannot be broken up beyond certain minimum sizes needed for transfer and settlement). In such a case, the Fund may be required to sell or unwind

portfolio investments to obtain the cash needed to distribute redemption proceeds. This may cause the Fund to recognize a capital gain that it might not have recognized if it had made a redemption in-kind. As a result, the Fund may pay out higher annual capital gain distributions than if the in-kind redemption process was used.

- *Costs of Buying or Selling Shares Risk.* Investors buying or selling Shares in the secondary market will pay brokerage commissions or other charges imposed by brokers, as determined by that broker. Brokerage commissions are often a fixed amount and may be a significant proportional cost for investors seeking to buy or sell relatively small amounts of Shares. In addition, secondary market investors also will incur the cost of the difference between the price at which an investor is willing to buy Shares (the “bid” price) and the price at which an investor is willing to sell Shares (the “ask” price). This difference in bid and ask prices is often referred to as the “spread” or “bid/ask spread.” The bid/ask spread varies over time for Shares based on trading volume and market liquidity and is generally lower if Shares have more trading volume and market liquidity and higher if Shares have little trading volume and market liquidity. Further, a relatively small investor base in the Fund, asset swings in the Fund and/or increased market volatility may cause increased bid/ask spreads. Due to the costs of buying or selling Shares, including bid/ask spreads, frequent trading of Shares may significantly reduce investment results and an investment in Shares may not be advisable for investors who anticipate regularly making small investments.
- *Shares May Trade at Prices Other Than NAV Risk.* As with all ETFs, Shares may be bought and sold in the secondary market at market prices. Although it is expected that the market price of Shares will approximate a Fund’s NAV, there may be times when the market price of Shares is more than the NAV intra-day (premium) or less than the NAV intra-day (discount) due to supply and demand of Shares or during periods of market volatility. This risk is heightened in times of market volatility or periods of steep market declines and periods when there is limited trading activity for Shares in the secondary market, in which case such premiums or discounts may be significant. The market price of Shares during the trading day, like the price of any exchange-traded security, includes a “bid/ask” spread charged by the exchange specialist, market makers or other participants that trade Shares. In times of severe market disruption, the bid/ask spread can increase significantly. At those times, Shares are most likely to be traded at a discount to NAV, and the discount is likely to be greatest when the price of Shares is falling fastest, which may be the time that you most want to sell your Shares. The Adviser believes that, under normal market conditions, large market price discounts or premiums to NAV will not be sustained because of arbitrage opportunities. To the extent a Fund holds securities that trade on foreign exchanges that are closed when such Fund’s primary listing exchange is open, such Fund is likely to experience premiums and discounts greater than those of ETFs that invest in and hold only securities and other investments that are listed and trade in the U.S.
- *Trading Risk.* Although Shares are listed for trading on the Exchange and may be listed or traded on U.S. and non-U.S. stock exchanges other than the Exchange, there can be no assurance that an active trading market for such Shares will develop or be maintained. Trading in Shares may be halted due to market conditions or for reasons that, in the view of the Exchange, make trading in Shares inadvisable. In addition, trading in Shares on the Exchange is subject to trading halts caused by extraordinary market volatility pursuant to Exchange “circuit breaker” rules, which temporarily halt trading on the Exchange when a decline in the S&P 500® Index during a single day reaches certain thresholds (e.g., 7%, 13%, and 20%). Additional rules applicable to the Exchange may halt trading in Shares when extraordinary volatility causes sudden, significant swings in the market price of Shares. There can be no assurance that Shares will trade with any volume, or at all, on any stock exchange. In stressed market conditions, the liquidity of Shares may begin to mirror the liquidity of a Fund’s underlying portfolio holdings, which can be significantly less liquid than Shares.
- **Fixed Income Risk** (*Core Bond ETF, Short Term Bond ETF, and Municipal Bond ETF only*). Fixed income securities are debt obligations issued by corporations, municipalities and other borrowers. Coupons may be fixed or adjustable, based on a pre-set formula. The market value of fixed income investments may change in response to interest rate changes and other factors. Fixed income securities are subject to call, credit, extension, and interest rate risk.
 - *Call Risk.* During periods of falling interest rates, an issuer of a callable bond held by a Fund may “call” or repay the security before its stated maturity, and the Fund may have to reinvest the proceeds at lower interest rates, resulting in a decline in the Fund’s income.
 - *Credit Risk.* Debt issuers and other counterparties may not honor their obligations or may have their debt downgraded by ratings agencies. Debt instruments are subject to varying degrees of credit risk, which may be reflected in their credit ratings. There is the chance that a Fund’s portfolio holdings will have their credit ratings downgraded or will default (i.e., fail to make scheduled interest or principal payments), potentially reducing the Fund’s income level or share price.
 - *Extension Risk.* During periods of rising interest rates, certain debt obligations will be paid off substantially more slowly than originally anticipated and the value of those securities may fall sharply, resulting in a decline in a Fund’s income and potentially in the value of the Fund’s investments.
 - *Interest Rate Risk.* The market value of debt securities generally varies in response to changes in prevailing interest rates. Interest rate changes can be sudden and unpredictable. In addition, short-term and long-term rates are not necessarily correlated to each other as short-term rates tend to be influenced by government monetary policy while long-term rates are

market driven and may be influenced by macroeconomic events (such as economic expansion or contraction), inflation expectations, as well as supply and demand. During periods of declining interest rates, the market value of debt securities generally increases. Conversely, during periods of rising interest rates, the market value of debt securities generally declines. This occurs because new debt securities are likely to be issued with higher interest rates as interest rates increase, making the old or outstanding debt securities less attractive. In general, the market prices of long-term debt securities or securities that make little (or no) interest payments are more sensitive to interest rate fluctuations than shorter-term debt securities. The longer a Fund's average weighted portfolio duration, the greater the potential impact a change in interest rates will have on its share price. Also, certain segments of the fixed income markets, such as high-quality bonds, tend to be more sensitive to interest rate changes than other segments, such as lower-quality bonds. Variable and floating rate securities may increase or decrease in value in response to changes in interest rates, although generally to a lesser degree than fixed-income securities.

- **Foreign Securities Risk** (*Foreign Equity ETF only*). Investments in non-U.S. securities involve certain risks that may not be present with investments in U.S. securities. These include risks of adverse changes in foreign economic, political, regulatory and other conditions, or changes in currency exchange rates or exchange control regulations (including limitations on currency movements and exchanges). The securities of some foreign companies may be less liquid and, at times, more volatile than securities of comparable U.S. companies. There may be less information publicly available about a non-U.S. issuer than a U.S. issuer. Non-U.S. issuers may be subject to different accounting, auditing, financial reporting and investor protection standards than U.S. issuers. Investments in non-U.S. securities may be subject to withholding or other taxes and may be subject to additional trading, settlement, custodial, and operational risks. With respect to certain countries, there is the possibility of government intervention and expropriation or nationalization of assets. Because legal systems differ, there is also the possibility that it will be difficult to obtain or enforce legal judgments in certain countries. Since foreign exchanges may be open on days when the Fund does not price its shares, the value of the securities in the Fund's portfolio may change on days when shareholders will not be able to purchase or sell the Fund's shares. Conversely, Shares may trade on days when foreign exchanges are close. Each of these factors can make investments in the Fund more volatile and potentially less liquid than other types of investments.
- **Geopolitical Risk** (*Foreign Equity ETF only*). Some countries and regions in which the Fund invests have experienced security concerns, war or threats of war and aggression, terrorism, economic uncertainty, natural and environmental disasters and/or systemic market dislocations that have led, and in the future may lead, to increased short-term market volatility and may have adverse long-term effects on the U.S. and world economies and markets generally. Such geopolitical and other events may also disrupt securities markets and, during such market disruptions, the Fund's exposure to the other risks described herein will likely increase. Each of the foregoing may negatively impact the Fund's investments.
- **Government Obligations Risk** (*Core Bond ETF and Short Term Bond ETF only*). Obligations issued or guaranteed by the U.S. government, its agencies, authorities and instrumentalities and backed by the full faith and credit of the United States only guarantee principal and interest will be timely paid to holders of the securities. The entities do not guarantee that the value of the securities will increase and, in fact, the market values of such obligations may fluctuate. In addition, not all U.S. government securities are backed by the full faith and credit of the United States; some are the obligation solely of the entity through which they are issued. There is no guarantee that the U.S. government would provide financial support to its agencies and instrumentalities if not required to do so by law.
- **Implied Volatility Risk**. When a Fund sells an option, it gains the amount of the premium it receives, but also incurs a liability representing the value of the option it has sold until the option is either exercised and finishes "in the money," meaning it has value and can be sold, or the option expires worthless, or the expiration of the option is "rolled," or extended forward. The value of the options in which a Fund invests is based partly on the volatility used by market participants to price such options (*i.e.*, implied volatility). Accordingly, increases in the implied volatility of such options will cause the value of such options to increase (even if the prices of the options' underlying stocks do not change), which will result in a corresponding increase in the liabilities of a Fund under such options and thus decrease such Fund's NAV.
- **Market Capitalization Risk**.
 - *Large-Capitalization Investing Risk (Large Cap ETF, Foreign Equity ETF, and Hedged Large Cap Equity ETF only)*. The securities of large-capitalization companies may be relatively mature compared to smaller companies and, therefore, subject to slower growth during times of economic expansion. Large-capitalization companies also may be unable to respond quickly to new competitive challenges, such as changes in technology and consumer tastes.
 - *Mid-Capitalization Investing Risk (Foreign Equity ETF only)*. The securities of mid-capitalization companies may be more vulnerable to adverse issuer, market, political, or economic developments than securities of large-capitalization companies. The securities of mid-capitalization companies generally trade in lower volumes and are subject to greater and more unpredictable price changes than large-capitalization stocks or the stock market as a whole. Some mid-capitalization companies have limited product lines, markets, financial resources, and management personnel and tend to concentrate on fewer geographical markets relative to large-capitalization companies.

- *Small-Capitalization Investing Risk (Small Cap ETF only)*. The securities of small-capitalization companies may be more vulnerable to adverse issuer, market, political, or economic developments than securities of larger-capitalization companies. The securities of small-capitalization companies generally trade in lower volumes and are subject to greater and more unpredictable price changes than larger capitalization stocks or the stock market as a whole. Some small-capitalization companies have limited product lines, markets, and financial and managerial resources and tend to concentrate on fewer geographical markets relative to larger capitalization companies. There is typically less publicly available information concerning smaller-capitalization companies than for larger, more established companies. Small-capitalization companies also may be particularly sensitive to changes in interest rates, government regulation, borrowing costs and earnings.
- **Market Risk** . Market risks, including political, regulatory, market, and economic or other developments, and developments that impact specific economic sectors, industries or segments of the market, can affect the value of a Fund's Shares. Each Fund is subject to the risk that the prices of, and the income generated by, securities held by the Fund may decline significantly and/or rapidly in response to adverse conditions or other developments, such as trade tensions and the threat of and/or actual imposition of tariffs by the U.S. and other countries, interest rate fluctuations, and events directly involving specific issuers that may cause broad changes in market value, public perceptions concerning these developments, and adverse investor sentiment. Such events may cause the value of securities owned by a Fund to go up or down, sometimes rapidly or unpredictably. There also is a risk that policy and legislative changes by the U.S. Government and/or Federal Reserve, or certain foreign governments and central banks, could cause increased volatility in financial markets and higher levels of Fund redemptions, which could have a negative impact on a Fund. These events may lead to periods of volatility and increased redemptions, which could cause a Fund to experience a loss when selling securities to meet redemption requests by shareholders. The risk of loss increases if the redemption requests are unusually large or frequent. Markets also tend to move in cycles, with periods of rising and falling prices. If there is a general decline in the securities and other markets, your investment in a Fund may lose value, regardless of the individual results of the securities and other instruments in which a Fund invests.

Local, regional, or global events, such as war, acts of terrorism, natural disasters, public health issues, recessions, or other events could have a significant impact on the market generally and on specific securities. The COVID-19 pandemic, Russia's invasion of Ukraine, the Israel-Hamas conflict, and higher inflation have resulted in extreme volatility in the financial markets, economic downturns around the world, and severe losses, particularly to some sectors of the economy and individual issuers, and reduced liquidity of certain instruments. These events have caused significant disruptions to business operations, strained healthcare systems, disruptions to supply chains, large expansion of government deficits and debt as a result of government actions to mitigate the effects of such events, and widespread uncertainty regarding the long-term effects of such events. These or similar events could be prolonged and could adversely affect the value and liquidity of a Fund's investments, impair a Fund's ability to satisfy redemption requests, and negatively impact a Fund's performance. Furthermore, economies and financial markets throughout the world are becoming increasingly interconnected. As a result, whether or not a Fund invests in securities of issuers located in or with significant exposure to countries experiencing economic and financial difficulties, the value and liquidity of the Fund's investments may be negatively affected.

- **Mortgage- and Asset-Backed Securities Risk** (*Core Bond ETF and Short Term Bond ETF only*). A Fund may invest in U.S. government agency-backed mortgage- and asset-backed securities. Mortgage- and asset-backed securities are subject to interest rate risk. Modest movements in interest rates (both increases and decreases) may quickly and significantly reduce the value of certain types of these securities. When interest rates fall, mortgage- and asset-backed securities may be subject to prepayment risk. When interest rates rise, certain types of mortgage- and asset-backed securities are subject to extension risk. Mortgage- and asset-backed securities can also be subject to the risk of default on the underlying residential or commercial mortgage(s) or other assets.
- **Municipal Securities Risk** (*Municipal Bond ETF only*). Municipal securities can be significantly affected by political or economic changes, including changes made in the law after issuance of the securities, as well as uncertainties in the municipal market related to taxation, legislative changes or the rights of municipal security holders, including in connection with an issuer insolvency. Municipal securities backed by current or anticipated revenues from a specific project or specific assets can be negatively affected by the inability to collect revenues from the project or the assets.
- **New York Municipal Securities Risk** (*Municipal Bond ETF only*). The Fund will invest in municipal securities issued by or on behalf of the State of New York and The City of New York. As a result, the Fund is more exposed to risks affecting issuers of New York municipal securities than is a municipal securities fund that invests more widely. Such risks include, but are not limited to, the condition of the New York and national economies, and the collection of economically sensitive tax receipts in the amounts projected; the impact of national and international events; ongoing financial risks in the Euro-zone; changes in consumer confidence, oil supplies and oil prices; major terrorist events, hostilities or war; climate change and extreme weather events; federal statutory and regulatory changes concerning financial sector activities, federal tax law and other programmatic purposes; changes concerning financial sector bonus payouts, as well as any future legislation governing the structure of compensation; shifts in monetary policy affecting interest rates and the financial markets; the impact of financial and real estate market developments which may adversely affect bonus income and capital gains realizations; the impact of the effect of household debt

on consumer spending and New York State tax collections; and the outcomes of litigation and other claims affecting the State of New York.

- **Options Risk.** Selling (writing) and buying options are speculative activities and entail greater than ordinary investment risks. A Fund's use of put options can lead to losses because of adverse movements in the price or value of the underlying asset, which may be magnified by certain features of the options. When selling a put option, each Fund will receive a premium; however, this premium may not be enough to offset a loss incurred by the Fund if the price of the underlying asset is below the strike price by an amount equal to or greater than the premium. Purchasing of put options involves the payment of premiums, which may adversely affect a Fund's performance. Purchasing a put option gives the purchaser of the option the right to sell a specified quantity of an underlying asset at a fixed exercise price over a defined period of time. Purchased put options may expire worthless resulting in a Fund's loss of the premium it paid for the option.

The value of an option may be adversely affected if the market for the option becomes less liquid or smaller, and will be affected by changes in the value or yield of the option's underlying asset, an increase in interest rates, a change in the actual or perceived volatility of the stock market or the underlying asset and the remaining time to expiration. Additionally, the value of an option does not increase or decrease at the same rate as the underlying asset. A Fund's use of options may reduce the Fund's ability to profit from increases in the value of the underlying asset. If the price of the underlying asset of an option is above the strike price of a written put option, the value of the option, and consequently of the Fund, may decline significantly more than if the Fund invested directly in the underlying asset instead of using options. While a Fund will limit its leverage risk based on the VaR test, the Fund could still lose a significant amount or nearly all of its value if the price of an underlying asset changes significantly enough.

- **Return of Capital Risk** (*all Funds except Hedged Large Cap Equity ETF*). Each Fund expects to make monthly distributions regardless of its performance. All or a portion of such distributions may represent a return of capital. A return of capital is the portion of the distribution representing the return of your investment in the Fund. A return of capital is generally tax-free to the extent of a shareholder's basis in the Fund's shares and reduces the shareholder's basis in their shares and results in a higher capital gain or lower capital loss when the shares on which the return of capital distribution was received are sold. After a shareholder's basis in the shares has been reduced to zero, return of capital distributions will be treated as gain from the sale of the shareholder's shares.
- **Tax Risk.** If positions held by a Fund were treated as "straddles" for federal income tax purposes, or a Fund's risk of loss with respect to a position was otherwise diminished as set forth in Treasury regulations, dividends on stocks that are a part of such positions would not constitute qualified dividend income subject to such favorable income tax treatment in the hands of non-corporate shareholders or eligible for the dividends received deduction for corporate shareholders. In addition, generally, straddles are subject to certain rules that may affect the amount, character and timing of a Fund's gains and losses with respect to straddle positions by requiring, among other things, that: (1) any loss realized on disposition of one position of a straddle may not be recognized to the extent that the Fund has unrealized gains with respect to the other position in such straddle; (2) the Fund's holding period in straddle positions be suspended while the straddle exists (possibly resulting in a gain being treated as short-term capital gain rather than long-term capital gain); (3) the losses recognized with respect to certain straddle positions that are part of a mixed straddle and that are not subject to Section 1256 of the Code be treated as 60% long-term and 40% short-term capital loss; (4) losses recognized with respect to certain straddle positions that would otherwise constitute short-term capital losses be treated as long-term capital losses; and (5) the deduction of interest and carrying charges attributable to certain straddle positions may be deferred.

Because the Municipal Bond ETF intends to be treated as a "qualified fund of funds" (*i.e.*, at the close of each quarter of the taxable year at least 50 percent of the value of its total assets is represented by interests in other RICs), the Fund will generally be eligible to distribute "exempt-interest dividends" to its shareholders. The Municipal Bond ETF may distribute exempt-interest dividends to the extent of its tax-exempt interest income, if any, which may include both exempt-interest dividends received from underlying funds taxable as RICs and interest income received directly by the Fund on any investments in tax-exempt obligations (*i.e.*, obligations that pay interest excluded from gross income under Section 103(a) of the Code), reduced by certain expenses. An underlying fund taxable as a RIC will generally be eligible to distribute exempt-interest dividends if at least 50% of its total assets at the close of each quarter of its taxable year consist of tax-exempt obligations. The Municipal Bond ETF may not be a suitable investment for IRAs, for other tax-exempt or tax-deferred accounts or for investors who are not sensitive to the federal income tax consequences of their investments. The Underlying Investments may invest in bonds subject to the federal AMT. Shareholders subject to the federal AMT will be required to report the portion of the Fund's distributions attributable to income from the bonds as a tax preference item in determining their amounts due under the federal AMT.

PORTFOLIO HOLDINGS INFORMATION

Information about each Fund's daily portfolio holdings is available at www.overlayshares.com. A complete description of the Funds' policies and procedures with respect to the disclosure of the Funds' portfolio holdings is available in the Funds' Statement of Additional Information (the "SAI").

MANAGEMENT

Investment Adviser

Liquid Strategies, LLC, a Delaware limited liability company located at 3550 Lenox Road, Suite 2550, Atlanta, Georgia 30326, serves as the investment adviser for each Fund. The Adviser, subject to the general supervision and oversight of the Board, provides an investment program for each Fund and manages the day-to-day investment of each Fund's assets. The Adviser also arranges for transfer agency, custody, fund administration, distribution and all other services necessary for each Fund to operate. The Adviser is an SEC-registered investment adviser.

For the services it provides to the Funds, the Adviser is entitled to a unified management fee, which is calculated daily and paid monthly, at an annual rate based on each Fund's average daily net assets as set forth in the table below.

Fund	Management Fee
Overlay Shares Large Cap Equity ETF	0.75%
Overlay Shares Small Cap Equity ETF	0.75%
Overlay Shares Foreign Equity ETF	0.75%
Overlay Shares Hedged Large Cap Equity ETF	0.75%
Overlay Shares Core Bond ETF	0.75%
Overlay Shares Short Term Bond ETF	0.75%
Overlay Shares Municipal Bond ETF	0.75%

Pursuant to an investment advisory agreement between the Trust, on behalf of each Fund, and the Adviser (the "Advisory Agreement"), the Adviser has agreed to pay all expenses of the Funds except the fee payable to the Adviser under the Advisory Agreement, interest charges on any borrowings, dividends, and other expenses on securities sold short, taxes, brokerage commissions and other expenses incurred in placing orders for the purchase and sale of securities and other investment instruments, acquired fund fees and expenses, accrued deferred tax liability, extraordinary expenses, and distribution fees and expenses paid by the Trust under any distribution plan adopted pursuant to Rule 12b-1 under the 1940 Act.

A discussion of the basis for the Board's approval of the continuation of the Advisory Agreement for the Funds is available in the Funds' [Form N-CSR](#) filing for the fiscal year ended August 31, 2025.

Portfolio Managers

The individuals identified below are jointly and primarily responsible for the day to day management of the Funds' portfolios.

Adam Stewart, CFA. Mr. Stewart has more than 28 years of investment industry experience and co-founded the Adviser in 2013. He is a Portfolio Manager and Director of Trading on the firm's investment team, which is responsible for setting portfolio allocations based on the risk profile of the markets. Mr. Stewart began his career at Franklin Templeton in 1997 and later served as Head of Equity Trading at Trusco Capital Management along with managing equity trading operations. Most recently, Mr. Stewart was a founding partner and Director of Trading for Perimeter Capital Management. Mr. Stewart received his Chartered Financial Analyst (CFA) designation in 2001 and earned his B.S. from Auburn University.

Shawn Gibson. Mr. Gibson co-Founded the Adviser in 2013 and serves as the Chief Investment Officer and Portfolio Manager on the firm's investment team, and is a member of the firm's Executive Management Committee. He brings more than 30 years of investment experience primarily in the area of options trading and options portfolio management. Mr. Gibson started trading options in 1997 with the Timber Hill Group, one of the world's largest options market making firms. While at Timber Hill, Mr. Gibson was an options market maker on the floor of the Pacific Exchange and was later promoted to join a small team in Greenwich, CT that was responsible for overseeing the firm's multi-billion dollar options trading portfolio. He subsequently served as Head of Options Strategy and Director of Alternative Investments at BB&T, where he worked with advisors and their clients to develop options-based hedging and yield enhancing strategies. Mr. Gibson was voted as one of the Top 40 leaders under 40 while living in Richmond after being nominated by his peers due to his professional accomplishments and community involvement. Mr. Gibson earned his B.S. in Commerce from the University of Virginia.

Other Service Providers

Foreside Fund Services, LLC, a wholly-owned subsidiary of Foreside Financial Group, LLC (doing business as ACA Group) (the "Distributor"), serves as the principal underwriter and distributor of each Fund's Shares. The Distributor's principal address is 190 Middle Street, Suite 301, Portland, Maine 04101. The Distributor will not distribute Shares in less than whole Creation Units, and it does not maintain a secondary market in the Shares. The Distributor is a broker-dealer registered under the Securities Exchange Act of 1934 and a member of the Financial Industry Regulatory Authority, Inc. ("FINRA"). The Distributor has no role in determining the policies of the Funds or the securities that are purchased or sold by a Fund and is not affiliated with the Adviser or any of its affiliates.

U.S. Bancorp Fund Services, LLC, doing business as U.S. Bank Global Fund Services, located at 615 East Michigan Street, Milwaukee, Wisconsin 53202, serves as the administrator and transfer agent (as applicable) for the Funds.

U.S. Bank National Association, located at 1555 North Rivercenter Drive, Suite 302, Milwaukee, Wisconsin 53212, serves as the custodian for the Funds.

Morgan, Lewis & Bockius LLP, located at 1111 Pennsylvania Avenue, N.W., Washington, D.C. 20004, serves as legal counsel to the Trust.

Cohen & Company, Ltd., located at 1835 Market Street, Suite 310, Philadelphia, Pennsylvania 19103, serves as the Funds' independent registered public accounting firm. The independent registered public accounting firm is responsible for auditing the annual financial statements of the Funds.

HOW TO BUY AND SELL SHARES

Each Fund issues and redeems Shares only in Creation Units at the NAV per share next determined after receipt of an order from an AP. Only APs may acquire Shares directly from a Fund, and only APs may tender their Shares for redemption directly to a Fund, at NAV. APs must be a member or participant of a clearing agency registered with the SEC and must execute a Participant Agreement that has been agreed to by the Distributor, and that has been accepted by the Funds' transfer agent, with respect to purchases and redemptions of Creation Units. Once created, Shares trade in the secondary market in quantities less than a Creation Unit.

Most investors buy and sell Shares in secondary market transactions through brokers. Individual Shares are listed for trading on the secondary market on the Exchange and can be bought and sold throughout the trading day like other publicly traded securities.

When buying or selling Shares through a broker, you will incur customary brokerage commissions and charges, and you may pay some or all of the spread between the bid and the offer price in the secondary market on each leg of a round trip (purchase and sale) transaction. In addition, because secondary market transactions occur at market prices, you may pay more than NAV when you buy Shares and receive less than NAV when you sell those Shares.

Book Entry

Shares are held in book-entry form, which means that no stock certificates are issued. The Depository Trust Company (the "DTC") or its nominee is the record owner of all outstanding Shares.

Investors owning Shares are beneficial owners as shown on the records of DTC or its participants. DTC serves as the securities depository for all Shares. DTC's participants include securities brokers and dealers, banks, trust companies, clearing corporations and other institutions that directly or indirectly maintain a custodial relationship with DTC. As a beneficial owner of Shares, you are not entitled to receive physical delivery of stock certificates or to have Shares registered in your name, and you are not considered a registered owner of Shares. Therefore, to exercise any right as an owner of Shares, you must rely upon the procedures of DTC and its participants. These procedures are the same as those that apply to any other securities that you hold in book entry or "street name" through your brokerage account.

Frequent Purchases and Redemptions of Shares

The Funds impose no restrictions on the frequency of purchases and redemptions of Shares. In determining not to approve a written, established policy, the Board evaluated the risks of market timing activities by Fund shareholders. Purchases and redemptions by APs, who are the only parties that may purchase or redeem Shares directly from the Funds, are an essential part of the ETF process and help keep Share trading prices in line with NAV. As such, the Funds accommodate frequent purchases and redemptions by APs. However, frequent purchases and redemptions for cash may increase tracking error and portfolio transaction costs and lead to the realization of capital gains. The Funds' fair valuation of their holdings consistent with the 1940 Act and Rule 2a-5 thereunder and their ability to impose transaction fees on purchases and redemptions of Creation Units to cover the custodial and other costs incurred by the Funds in effecting trades help to minimize the potential adverse consequences of frequent purchases and redemptions.

Determination of Net Asset Value

Each Fund's NAV is calculated as of the scheduled close of regular trading on the New York Stock Exchange (the "NYSE"), generally 4:00 p.m. Eastern Time, each day the NYSE is open for business. The NAV for a Fund is calculated by dividing the applicable Fund's net assets by its Shares outstanding.

In calculating its NAV, each Fund generally values its assets on the basis of market quotations, last sale prices, or estimates of value furnished by a pricing service or brokers who make markets in such instruments. If such information is not available for a security held by a Fund or is determined to be unreliable, the security will be valued by the Adviser at fair value pursuant to procedures established by the Adviser and approved by the Board (as described below).

Fair Value Pricing

The Adviser has been designated by the Board as the valuation designee for the Funds pursuant to Rule 2a-5 under the 1940 Act. In its capacity as valuation designee, the Adviser has adopted procedures and methodologies to fair value Fund investments whose market prices are not “readily available” or are deemed to be unreliable. For example, such circumstances may arise when: (i) an investment has been de-listed or has had its trading halted or suspended; (ii) an investment’s primary pricing source is unable or unwilling to provide a price; (iii) an investment’s primary trading market is closed during regular market hours; or (iv) an investment’s value is materially affected by events occurring after the close of the investment’s primary trading market. Generally, when fair valuing an investment held by a Fund, the Adviser will take into account all reasonably available information that may be relevant to a particular valuation including, but not limited to, fundamental analytical data regarding the issuer, information relating to the issuer’s business, recent trades or offers of the investment, general and/or specific market conditions and the specific facts giving rise to the need to fair value the investment. Fair value determinations are made in good faith and in accordance with the fair value methodologies established by the Adviser. Due to the subjective and variable nature of determining the fair value of a security or other investment, there can be no assurance that the Adviser’s determined fair value will match or closely correlate to any market quotation that subsequently becomes available or the price quoted or published by other sources. In addition, a Fund may not be able to obtain the fair value assigned to an investment if the Fund were to sell such investment at or near the time its fair value is determined.

Investments by Registered Investment Companies

Section 12(d)(1) of the 1940 Act and the rules thereunder limit investments by registered investment companies in the securities of other investment companies. Registered investment companies are permitted to invest in each Fund beyond the limits set forth in section 12(d)(1), subject to certain terms and conditions, including that such investment companies enter into an agreement with such Fund.

Delivery of Shareholder Documents – Householding

Householding is an option available to certain investors of the Funds. Householding is a method of delivery, based on the preference of the individual investor, in which a single copy of certain shareholder documents can be delivered to investors who share the same address, even if their accounts are registered under different names. Householding for the Funds is available through certain broker-dealers. If you are interested in enrolling in householding and receiving a single copy of prospectuses and other shareholder documents, please contact your broker-dealer. If you are currently enrolled in householding and wish to change your householding status, please contact your broker-dealer.

DIVIDENDS, DISTRIBUTIONS, AND TAXES

Dividends and Distributions

Each Fund (except the Hedged Large Cap Equity ETF) intends to pay out dividends, if any, in cash, and distribute any net realized capital gains to its shareholders on a monthly basis (on an annual basis for the Hedged Large Cap Equity ETF), but in any event not less than annually. Each Fund will declare and pay capital gain distributions, if any, in cash. Distributions in cash may be reinvested automatically in additional whole Shares only if the broker through whom you purchased Shares makes such option available. Your broker is responsible for distributing the income and capital gain distributions to you.

Taxes

The following discussion is a summary of certain important U.S. federal income tax considerations generally applicable to investments in the Funds. Your investment in a Fund may have other tax implications. Please consult your tax advisor about the tax consequences of an investment in Shares, including the possible application of foreign, state, and local tax laws. This summary does not apply to Shares held in an IRA or other tax-qualified plans, which are generally not subject to current tax. Transactions relating to Shares held in such accounts may, however, be taxable at some time in the future. This summary is based on current tax laws, which may change.

Each Fund has elected and intends to qualify each year for treatment as a RIC. If it meets certain minimum distribution requirements, a RIC is not subject to tax at the fund level on income and gains from investments that are timely distributed to shareholders. However, a Fund’s failure to qualify as a RIC or to meet minimum distribution requirements would result (if certain relief provisions were not available) in fund-level taxation and, consequently, a reduction in income available for distribution to shareholders.

Unless your investment in Shares is made through a tax-exempt entity or tax-advantaged account, such as an IRA, you need to be aware of the possible tax consequences when a Fund makes distributions, when you sell your Shares listed on the Exchange, and when you purchase or redeem Creation Units (APs only).

Taxes on Distributions

Each Fund intends to distribute, at least annually, substantially all of its net investment income and net capital gains income. For federal income tax purposes, distributions of investment income are generally taxable as ordinary income or qualified dividend income. Taxes on distributions of capital gains (if any) are determined by how long a Fund owned the investments that generated them, rather than how long a shareholder has owned his or her Shares. Sales of assets held by a Fund for more than one year generally result in long-term capital gains and losses, and sales of assets held by a Fund for one year or less generally result in short-term capital gains and losses. Distributions of a Fund’s net capital gain (the excess of net long-term capital gains over net short-term capital losses)

that are reported by such Fund as capital gain dividends (“Capital Gain Dividends”) will be taxable as long-term capital gains, which for non-corporate shareholders are subject to tax at reduced rates of up to 20% (lower rates apply to individuals in lower tax brackets). Distributions of short-term capital gain will generally be taxable as ordinary income. Dividends and distributions are generally taxable to you whether you receive them in cash or reinvest them in additional Shares.

Distributions reported by a Fund as “qualified dividend income” are generally taxed to non-corporate shareholders at rates applicable to long-term capital gains, provided holding period and other requirements are met. “Qualified dividend income” generally is income derived from dividends paid by U.S. corporations or certain foreign corporations that are either incorporated in a U.S. possession or eligible for tax benefits under certain U.S. income tax treaties. In addition, dividends that the Fund receives in respect of stock of certain foreign corporations may be qualified dividend income if that stock is readily tradable on an established U.S. securities market. The investment strategies of the Core Bond ETF, Short Term Bond ETF, and Municipal Bond ETF will significantly limit their ability to distribute dividends eligible to be treated as qualified dividend income. A Fund’s Overlay Strategy may prevent each Fund’s income from being eligible for the treatment as qualified dividend income in the hands of non-corporate shareholders.

Corporate shareholders may be entitled to a dividends received deduction for the portion of dividends they receive from a Fund that are attributable to dividends received by the Fund from U.S. corporations, subject to certain limitations. The investment strategies of the Foreign Equity ETF, Core Bond ETF, Short Term Bond ETF, and Municipal Bond ETF will significantly limit their ability to distribute dividends eligible for the dividends received deduction applicable to corporate shareholders. A Fund’s Overlay Strategy may prevent each Fund’s income from being eligible for the dividends received deduction for corporate shareholders.

A RIC that receives business interest income may pass through its net business interest income for purposes of the tax rules applicable to the interest expense limitations under Section 163(j) of the Code. A RIC’s total “Section 163(j) Interest Dividend” for a tax year is limited to the excess of the RIC’s business interest income over the sum of its business interest expense and its other deductions properly allocable to its business interest income. A RIC may, in its discretion, designate all or a portion of ordinary dividends as Section 163(j) Interest Dividends, which would allow the recipient shareholder to treat the designated portion of such dividends as interest income for purposes of determining such shareholder’s interest expense deduction limitation under Section 163(j). This can potentially increase the amount of a shareholder’s interest expense deductible under Section 163(j). In general, to be eligible to treat a Section 163(j) Interest Dividend as interest income, you must have held your shares in a Fund for more than 180 days during the 361-day period beginning on the date that is 180 days before the date on which the share becomes ex-dividend with respect to such dividend. Section 163(j) Interest Dividends, if so designated by a Fund, will be reported to your financial intermediary or otherwise in accordance with the requirements specified by the Internal Revenue Service (the “IRS”).

Shortly after the close of each calendar year, you will be informed of the amount and character of any distributions received from a Fund.

In general, your distributions are subject to federal income tax for the year in which they are paid. Certain distributions paid in January, however, may be treated as paid on December 31 of the prior year. Distributions are generally taxable even if they are paid from income or gains earned by a Fund before your investment (and thus were included in the Shares’ NAV when you purchased your Shares).

You may wish to avoid investing in a Fund shortly before a dividend or other distribution, because such a distribution will generally be taxable even though it may economically represent a return of a portion of your investment.

If you are neither a resident nor a citizen of the United States or if you are a foreign entity, distributions (other than Capital Gain Dividends) paid to you by a Fund will generally be subject to a U.S. withholding tax at the rate of 30%, unless a lower treaty rate applies. Gains from the sale or other disposition of your Shares from non-U.S. shareholders generally are not subject to U.S. taxation, unless you are a nonresident alien individual who is physically present in the U.S. for 183 days or more per year. A Fund may, under certain circumstances, report all or a portion of a dividend as an “interest-related dividend” or a “short-term capital gain dividend,” which would generally be exempt from this 30% U.S. withholding tax, provided certain other requirements are met. Different tax consequences may result if you are a foreign shareholder engaged in a trade or business within the United States or if a tax treaty applies.

Under legislation generally known as “FATCA” (the Foreign Account Tax Compliance Act), a Fund is required to withhold 30% of certain ordinary dividends it pays to shareholders that are foreign entities and that fail to meet prescribed information reporting or certification requirements.

Each Fund (or a financial intermediary, such as a broker, through which a shareholder owns Shares) generally is required to withhold and remit to the U.S. Treasury a percentage of the taxable distributions and sale or redemption proceeds paid to any shareholder who fails to properly furnish a correct taxpayer identification number, who has underreported dividend or interest income, or who fails to certify that he, she or it is not subject to such withholding.

Taxes When Shares are Sold on the Exchange

Provided that a shareholder holds Shares as capital assets, any capital gain or loss realized upon a sale of Shares generally is treated as a long-term capital gain or loss if Shares have been held for more than one year and as a short-term capital gain or loss if Shares have been held for one year or less. However, any capital loss on a sale of Shares held for six months or less is treated as long-term capital loss to the extent of Capital Gain Dividends paid with respect to such Shares. Any loss realized on a sale will be disallowed to the extent Shares are acquired, including through reinvestment of dividends, within a 61-day period beginning 30 days before and ending 30 days after the disposition of Shares. The ability to deduct capital losses may be limited.

The cost basis of Shares acquired by purchase will generally be based on the amount paid for the Shares and then may be subsequently adjusted for other applicable transactions as required by the Code. The difference between the selling price and the cost basis of Shares generally determines the amount of the capital gain or loss realized on the sale or exchange of Shares. Contact the broker through whom you purchased your Shares to obtain information with respect to the available cost basis reporting methods and elections for your account.

Taxes on Purchases and Redemptions of Creation Units

An AP having the U.S. dollar as its functional currency for U.S. federal income tax purposes who exchanges securities for Creation Units generally recognizes a gain or a loss. The gain or loss will be equal to the difference between the value of the Creation Units at the time of the exchange and the exchanging AP's aggregate basis in the securities delivered plus the amount of any cash paid for the Creation Units. An AP who exchanges Creation Units for securities will generally recognize a gain or loss equal to the difference between the exchanging AP's basis in the Creation Units and the aggregate U.S. dollar market value of the securities received, plus any cash received for such Creation Units. The IRS may assert, however, that a loss that is realized upon an exchange of securities for Creation Units may not be currently deducted under the rules governing "wash sales" (for an AP who does not mark-to-market their holdings) or on the basis that there has been no significant change in economic position. APs exchanging securities should consult their own tax adviser with respect to whether wash sale rules apply and when a loss might be deductible.

A Fund may include a payment of cash in addition to, or in place of, the delivery of a basket of securities upon the redemption of Creation Units. A Fund may sell portfolio securities to obtain the cash needed to distribute redemption proceeds. This may cause a Fund to recognize investment income and/or capital gains or losses that it might not have recognized if it had completely satisfied the redemption in-kind. As a result, a Fund may be less tax efficient if it includes such a cash payment in the proceeds paid upon the redemption of Creation Units.

Taxation of Fund Investments

If positions held by a Fund were treated as "straddles" for federal income tax purposes, or the Fund's risk of loss with respect to a position was otherwise diminished as set forth in Treasury Regulations, dividends on stocks that are a part of such positions would not constitute qualified dividend income subject to such favorable income tax treatment and would not be eligible for the dividends-dividends received deduction for corporate shareholders. In addition, generally, straddles are subject to certain rules that may affect the amount, character and timing of a Fund's gains and losses with respect to straddle positions by requiring, among other things, that: (1) any loss realized on disposition of one position of a straddle may not be recognized to the extent that the Fund has unrealized gains with respect to the other position in such straddle; (2) the Fund's holding period in straddle positions be suspended while the straddle exists (possibly resulting in a gain being treated as short-term capital gain rather than long-term capital gain); (3) the losses recognized with respect to certain straddle positions that are part of a mixed straddle and that are not subject to Code Section 1256 be treated as 60% long-term and 40% short-term capital loss; (4) losses recognized with respect to certain straddle positions that would otherwise constitute short-term capital losses be treated as long-term capital losses; and (5) the deduction of interest and carrying charges attributable to certain straddle positions may be deferred.

Net Investment Income Tax

U.S. individuals with income exceeding specified thresholds are subject to a 3.8% tax on all or a portion of their "net investment income," which includes interest, dividends, and certain capital gains (generally including capital gains distributions and capital gains realized on the sale of Shares). This 3.8% tax also applies to all or a portion of the undistributed net investment income of certain shareholders that are estates and trusts.

Foreign Investments by a Fund

The Funds invest in foreign securities. Interest and other income received by a Fund with respect to foreign securities may give rise to withholding and other taxes imposed by foreign countries. Tax conventions between certain countries and the United States may reduce or eliminate such taxes. If as of the close of a taxable year more than 50% of the value of a Fund's assets consists of certain foreign stock or securities, each such Fund will be eligible to elect to "pass through" to investors the amount of foreign income and similar taxes (including withholding taxes) paid by such Fund during that taxable year. This means that investors would be considered to have received as additional income their respective shares of such foreign taxes but may be entitled to either a corresponding tax deduction in calculating taxable income, or, subject to certain limitations, a credit in calculating federal income tax. If a Fund does not

so elect, each such Fund will be entitled to claim a deduction for certain foreign taxes incurred by such Fund. A Fund (or a financial intermediary, such as a broker, through which a shareholder owns Shares) will notify you if it makes such an election and provide you with the information necessary to reflect foreign taxes paid on your income tax return.

Foreign tax credits, if any, received by a Fund as a result of an investment in another RIC (including an ETF which is taxable as a RIC) will not be passed through to you unless the Fund qualifies as a “qualified fund of funds” under the Code. If a Fund is a “qualified fund of funds” it will be eligible to file an election with the IRS that will enable the Fund to pass along these foreign tax credits to its shareholders. A Fund will be treated as a “qualified fund of funds” under the Code if at least 50% of the value of the Fund’s total assets (at the close of each quarter of the Fund’s taxable year) is represented by interests in other RICs.

Tax Considerations Applicable to the Municipal Bond ETF

The Municipal Bond ETF intends to be treated as a “qualified fund of funds” (*i.e.*, at the close of each quarter of the taxable year at least 50 percent of the value of its total assets is represented by interests in other RICs), and therefore the Municipal Bond ETF will generally be eligible to distribute “exempt-interest dividends” to its shareholders. The Municipal Bond ETF may distribute exempt-interest dividends to the extent of its tax-exempt interest income, if any, which may include both exempt-interest dividends received from underlying funds taxable as RICs and interest income received directly by the Municipal Bond ETF on any investments in tax-exempt obligations (*i.e.*, obligations that pay interest excluded from gross income under Section 103(a) of the Code), reduced by certain expenses. An underlying fund taxable as a RIC will generally be eligible to distribute exempt-interest dividends if at least 50% of its total assets at the close of each quarter of its taxable year consist of tax-exempt obligations. A shareholder treats an exempt-interest dividend as interest on state and local bonds exempt from regular federal income tax.

Distributions from the Municipal Bond ETF of exempt-interest dividends may be tax preference items for purposes of the federal AMT. Distributions of the Municipal Bond ETF’s income other than exempt-interest dividends generally will be taxable to shareholders. Gains realized by the Municipal Bond ETF on the sale or exchange of investments that generate exempt-interest income will also be taxable to shareholders.

The exemption from federal income tax for exempt-interest dividends does not necessarily result in exemption for such dividends under the income or other tax laws of any state or local taxing authority. Some states exempt from state income tax that portion of any exempt-interest dividend that is derived from interest received by a RIC on its holdings of securities of that state and its political subdivisions and instrumentalities. Therefore, the Municipal Bond ETF will report annually to its shareholders the percentage of interest income earned by the Municipal Bond ETF during the preceding year on tax-exempt obligations indicating, on a state-by-state basis, the source of such income. Shareholders of the Municipal Bond ETF are advised to consult with their own tax advisers about state and local tax matters.

Shares of the Municipal Bond ETF may not be suitable for tax-exempt shareholders because such shareholders generally would not benefit from the tax-exempt status of distributions from the Municipal Bond ETF. Tax-exempt shareholders should contact their tax advisers and financial planners regarding the tax consequences to them of an investment in the Municipal Bond ETF.

The foregoing discussion summarizes some of the possible consequences under current federal tax law of an investment in each Fund. It is not a substitute for personal tax advice. You also may be subject to state and local tax on Fund distributions and sales of Shares. Consult your personal tax advisor about the potential tax consequences of an investment in Shares under all applicable tax laws. For more information, please see the section entitled “Federal Income Taxes” in the SAI.

DISTRIBUTION PLAN

The Board has adopted a Distribution and Service Plan (the “Plan”) pursuant to Rule 12b-1 under the 1940 Act. In accordance with the Plan, each Fund is authorized to pay an amount up to 0.25% of its average daily net assets each year for certain distribution-related activities and shareholder services.

No Rule 12b-1 fees are currently paid by the Funds, and there are no plans to impose these fees. However, in the event Rule 12b-1 fees are charged in the future, because the fees are paid out of Fund assets, over time these fees will increase the cost of your investment and may cost you more than certain other types of sales charges.

PREMIUM/DISCOUNT INFORMATION

Information regarding how often each Fund’s Shares traded on the Exchange at a price above (*i.e.*, at a premium) or below (*i.e.*, at a discount) its NAV is available on the Funds’ website at www.overlayshares.com.

ADDITIONAL NOTICES

The Shares are not sponsored, endorsed, or promoted by the Exchange. The Exchange is not responsible for, nor has it participated in the determination of the timing, prices, or quantities of Shares to be issued, nor in the determination or calculation of the equation by which Shares are redeemable. The Exchange has no obligation or liability to owners of Shares in connection with the administration, marketing, or trading of Shares.

Without limiting any of the foregoing, in no event shall the Exchange have any liability for any lost profits or indirect, punitive, special, or consequential damages even if notified of the possibility thereof.

The Adviser and the Funds make no representation or warranty, express or implied, to the owners of Shares or any member of the public regarding the advisability of investing in securities generally or in a Fund particularly.

FINANCIAL HIGHLIGHTS

The following financial highlights table shows the financial performance information for each Fund's five most recent fiscal years (or the life of a Fund, if shorter). Certain information reflects financial results for a single share of a Fund. The total returns in the table represent the rate that you would have earned or lost on an investment in a Fund (assuming you reinvested all distributions). This information has been audited by Cohen & Company, Ltd., the independent registered public accounting firm of the Funds, whose report, along with each Fund's financial statements, is included in the Funds' most recent [Form N-CSR](#), which can be located on the SEC's website.

Overlay Shares ETFs Financial Highlights

Per Share Operating Performance (For a share outstanding throughout each period)

For the Year Ended	Net Asset Value, Beginning of Year	Investment Operations:			Less Distributions From:		Net Realized Gains
		Net Investment Income (Loss) ^{(a)(b)}	Net Realized and Unrealized Gain (Loss) on Investments ^(c)	Total from Investment Operations	Net Investment Income	Net Investment Income	
Overlay Shares Large Cap Equity ETF							
For the year 09/01/2024 — 08/31/2025	\$ 45.44	0.28	6.19	6.47	(0.28)	—	—
For the year 09/01/2023 — 08/31/2024	\$ 36.08	0.29	10.39	10.68	(0.26)	—	—
For the year 09/01/2022 — 08/31/2023	\$ 32.22	0.32	4.73	5.05	(0.23)	—	—
For the year 09/01/2021 — 08/31/2022	\$ 39.21	0.23	(5.74)	(5.51)	(0.30)	—	(0.57)
For the year 09/01/2020 — 08/31/2021	\$ 30.08	0.22	10.16	10.38	(0.87)	—	(0.38)
Overlay Shares Small Cap Equity ETF							
For the year 09/01/2024 — 08/31/2025	\$ 35.83	0.42	0.35	0.77	(0.47)	—	(0.02)
For the year 09/01/2023 — 08/31/2024	\$ 30.86	0.20	5.85	6.05	(0.31)	—	(0.42)
For the year 09/01/2022 — 08/31/2023	\$ 30.26	0.24	1.42	1.66	(0.23)	—	—
For the year 09/01/2021 — 08/31/2022	\$ 37.20	0.25	(5.77)	(5.52)	(0.34)	—	(0.34)
For the year 09/01/2020 — 08/31/2021	\$ 24.27	0.08	13.83	13.91	(0.89)	—	(0.09)
Overlay Shares Foreign Equity ETF							
For the year 09/01/2024 — 08/31/2025	\$ 25.86	0.65	2.90	3.55	(0.70)	—	—
For the year 09/01/2023 — 08/31/2024	\$ 22.36	0.57	4.03	4.60	(0.57)	—	—
For the year 09/01/2022 — 08/31/2023	\$ 21.04	0.45	1.89	2.34	(0.48)	—	—
For the year 09/01/2021 — 08/31/2022	\$ 27.84	0.44	(6.04)	(5.60)	(0.54)	—	(0.14)
For the year 09/01/2020 — 08/31/2021	\$ 24.13	0.33	4.39	4.72	(1.01)	—	—
Overlay Shares Hedged Large Cap Equity ETF							
For the year 09/01/2024 — 08/31/2025	\$ 33.13	0.14	4.73	4.87	(0.11)	—	—
For the year 09/01/2023 — 08/31/2024	\$ 27.98	0.24	5.15	5.39	(0.23)	—	—
For the year 09/01/2022 — 08/31/2023	\$ 25.53	0.23	2.42	2.65	(0.15)	—	(0.05)
For the year 09/01/2021 — 08/31/2022	\$ 28.97	0.14	(3.46)	(3.32)	(0.12)	—	—
For the period 1/14/2021 — 08/31/2021 ^(h)	\$ 25.00	0.04	3.93	3.97	—	—	—
Overlay Shares Core Bond ETF							
For the year 09/01/2024 — 08/31/2025	\$ 21.28	0.64	(0.15)	0.49	(0.63)	—	—
For the year 09/01/2023 — 08/31/2024	\$ 20.37	0.57	1.45	2.02	(0.57)	—	—
For the year 09/01/2022 — 08/31/2023	\$ 21.54	0.44	(0.59)	(0.15)	(0.42)	—	—
For the year 09/01/2021 — 08/31/2022	\$ 26.40	0.26	(3.99)	(3.73)	(0.23)	—	(0.43)
For the year 09/01/2020 — 08/31/2021	\$ 26.61	0.27	0.52	0.79	(0.83)	—	(0.17)
Overlay Shares Short Term Bond ETF							
For the year 09/01/2024 — 08/31/2025	\$ 22.58	0.76	0.27	1.03	(0.78)	—	(0.03)
For the year 09/01/2023 — 08/31/2024	\$ 21.53	0.63	1.70	2.33	(0.75)	—	(0.22)
For the year 09/01/2022 — 08/31/2023	\$ 21.93	0.42	0.17	0.59	(0.44)	—	—
For the year 09/01/2021 — 08/31/2022	\$ 25.30	0.20	(2.52)	(2.32)	(0.27)	—	(0.30)
For the period 1/14/2021 — 08/31/2021 ^(h)	\$ 25.00	0.11	0.62	0.73	(0.43)	—	—
Overlay Shares Municipal Bond ETF							
For the year 09/01/2024 — 08/31/2025	\$ 22.35	0.51	(0.67)	(0.16)	(0.55)	—	—
For the year 09/01/2023 — 08/31/2024	\$ 21.70	0.47	1.23	1.70	(0.75)	—	(0.24)
For the year 09/01/2022 — 08/31/2023	\$ 22.11	0.39	0.18	0.57	(0.38)	—	—
For the year 09/01/2021 — 08/31/2022	\$ 26.37	0.25	(3.03)	(2.78)	(0.29)	—	(0.80)
For the year 09/01/2020 — 08/31/2021	\$ 25.80	0.31	1.28	1.59	(0.87)	—	(0.15)

(a) Recognition of net investment income by the Fund is affected by the timing of the declaration of dividends by the underlying exchange traded funds in which the Fund invests. The ratio does not include net investment income of the exchange traded funds in which the Fund invests.

- (b) Net investment income per share has been calculated based on average shares outstanding during the periods.
- (c) Realized and unrealized gains and losses per share in the caption are balancing amounts necessary to reconcile the change in net asset value per share for the periods, and may not reconcile with the aggregate gains and losses in the Statement of Operations due to share transactions for the periods.
- (d) Not annualized for periods less than one year.
- (e) These ratios exclude the impact of expenses of the underlying exchange traded funds as represented in the Schedule of Investments. Recognition of net investment income by the Fund is affected by the timing of the underlying exchange traded funds in which the Fund invests.
- (f) Annualized for periods less than one year.
- (g) Portfolio turnover rate excludes in-kind transactions.
- (h) Inception date of the Fund was January 14, 2021.

Overlay Shares ETFs Financial Highlights

Per Share Operating Performance (For a share outstanding throughout each period)

Less Distributions From:				Supplemental Data and Ratios:						
Return of Capital	Total Distributions	Net Asset Value, End of Year	Total Return ^(d)	Net Assets, End of Year (in Thousands)	Ratio of Expense to Average Net Assets ^{(e)(f)}	Ratio of Interest Expense to Average Net Assets ^{(e)(f)}	Ratio of Expenses to Average Net Assets Excluding Interest ^{(e)(f)}	Ratio of Net Investment Income (Loss) to Average Net Assets ^{(e)(f)}	Portfolio Turnover Rate ^{(d)(g)}	
(1.25)	(1.53)	\$ 50.38	14.61%	\$ 168,779	0.76 %	0.01 %	0.75 %	0.60 %	7 %	
(1.06)	(1.32)	\$ 45.44	30.25%	\$ 181,317	0.76 %	0.01 %	0.75 %	0.74 %	11 %	
(0.96)	(1.19)	\$ 36.08	16.19%	\$ 157,865	0.84 %	0.09 %	0.75 %	0.98 %	1 %	
(0.61)	(1.48)	\$ 32.22	-14.53%	\$ 248,933	0.77 %	0.02 %	0.75 %	0.65 %	5 %	
—	(1.25)	\$ 39.21	35.36%	\$ 200,959	0.77 %	0.02 %	0.75 %	0.66 %	6 %	
(0.91)	(1.40)	\$ 35.20	2.41%	\$ 15,842	0.77 %	0.02 %	0.75 %	1.24 %	6 %	
(0.35)	(1.08)	\$ 35.83	20.16%	\$ 12,182	0.77 %	0.02 %	0.75 %	0.61 %	9 %	
(0.83)	(1.06)	\$ 30.86	5.75%	\$ 7,715	0.82 %	0.07 %	0.75 %	0.81 %	2 %	
(0.74)	(1.42)	\$ 30.26	-15.30%	\$ 7,565	0.78 %	0.03 %	0.75 %	0.74 %	5 %	
—	(0.98)	\$ 37.20	58.12%	\$ 6,510	0.77 %	0.02 %	0.75 %	0.25 %	6 %	
(0.64)	(1.34)	\$ 28.07	14.37%	\$ 24,983	0.76 %	0.01 %	0.75 %	2.53 %	12 %	
(0.53)	(1.10)	\$ 25.86	21.15%	\$ 18,620	0.76 %	0.01 %	0.75 %	2.41 %	12 %	
(0.54)	(1.02)	\$ 22.36	11.35%	\$ 16,770	0.80 %	0.05 %	0.75 %	2.04 %	117 %	
(0.52)	(1.20)	\$ 21.04	-20.64%	\$ 11,046	0.78 %	0.03 %	0.75 %	1.79 %	8 %	
—	(1.01)	\$ 27.84	19.82%	\$ 6,960	0.77 %	0.02 %	0.75 %	1.28 %	10 %	
—	(0.11)	\$ 37.89	14.75%	\$ 76,546	0.77 %	0.02 %	0.75 %	0.41 %	23 %	
(0.01)	(0.24)	\$ 33.13	19.37%	\$ 22,859	0.82 %	0.07 %	0.75 %	0.83 %	21 %	
—	(0.20)	\$ 27.98	10.49%	\$ 96,534	0.90 %	0.15 %	0.75 %	0.86 %	5 %	
—	(0.12)	\$ 25.53	-11.54%	\$ 26,165	0.85 %	0.10 %	0.75 %	0.51 %	24 %	
—	—	\$ 28.97	15.89%	\$ 12,313	0.81 %	0.06 %	0.75 %	0.26 %	13 %	
(0.58)	(1.21)	\$ 20.56	2.44%	\$ 36,699	0.76 %	0.01 %	0.75 %	3.13 %	9 %	
(0.54)	(1.11)	\$ 21.28	10.33%	\$ 48,838	0.76 %	0.01 %	0.75 %	2.78 %	11 %	
(0.60)	(1.02)	\$ 20.37	-0.63%	\$ 49,405	0.84 %	0.09 %	0.75 %	2.13 %	3 %	
(0.47)	(1.13)	\$ 21.54	-14.56%	\$ 64,634	0.77 %	0.02 %	0.75 %	1.07 %	6 %	
—	(1.00)	\$ 26.40	3.13%	\$ 143,901	0.77 %	0.02 %	0.75 %	1.03 %	7 %	
(0.58)	(1.39)	\$ 22.22	4.79%	\$ 51,554	0.76 %	0.01 %	0.75 %	3.44 %	7 %	
(0.31)	(1.28)	\$ 22.58	11.23%	\$ 43,586	0.76 %	0.01 %	0.75 %	2.90 %	13 %	
(0.55)	(0.99)	\$ 21.53	2.81%	\$ 63,522	0.81 %	0.06 %	0.75 %	1.95 %	3 %	
(0.48)	(1.05)	\$ 21.93	-9.39%	\$ 58,116	0.77 %	0.02 %	0.75 %	0.85 %	5 %	
—	(0.43)	\$ 25.30	2.95%	\$ 42,372	0.77 %	0.02 %	0.75 %	0.71 %	3 %	
(0.58)	(1.13)	\$ 21.06	-0.73%	\$ 27,276	0.76 %	0.01 %	0.75 %	2.36 %	7 %	
(0.06)	(1.05)	\$ 22.35	8.05%	\$ 22,911	0.76 %	0.01 %	0.75 %	2.15 %	12 %	
(0.60)	(0.98)	\$ 21.70	2.67%	\$ 14,650	0.81 %	0.06 %	0.75 %	1.77 %	3 %	
(0.39)	(1.48)	\$ 22.11	-11.02%	\$ 14,922	0.77 %	0.02 %	0.75 %	1.03 %	5 %	
—	(1.02)	\$ 26.37	6.32%	\$ 11,208	0.77 %	0.02 %	0.75 %	1.19 %	7 %	

OVERLAY SHARES LARGE CAP EQUITY ETF (OVL)
OVERLAY SHARES SMALL CAP EQUITY ETF (OVS)
OVERLAY SHARES FOREIGN EQUITY ETF (OVF)
OVERLAY SHARES HEDGED LARGE CAP EQUITY ETF (OVLH)
OVERLAY SHARES CORE BOND ETF (OVB)
OVERLAY SHARES SHORT TERM BOND ETF (OVT)
OVERLAY SHARES MUNICIPAL BOND ETF (OVM)

Adviser	Liquid Strategies, LLC 3550 Lenox Road, Suite 2550 Atlanta, Georgia 30326	Transfer Agent and Administrator	U.S. Bancorp Fund Services, LLC d/b/a U.S. Bank Global Fund Services 615 East Michigan Street Milwaukee, Wisconsin 53202
Custodian	U.S. Bank National Association 1555 N. Rivercenter Drive, Suite 302 Milwaukee, Wisconsin 53212	Distributor	Foreside Fund Services, LLC Three Canal Plaza, Suite 100 Portland, Maine 04101
Independent Registered Public Accounting Firm	Cohen & Company, Ltd. 1835 Market Street, Suite 310 Philadelphia, Pennsylvania 19103	Legal Counsel	Morgan, Lewis & Bockius LLP 1111 Pennsylvania Avenue, NW Washington, DC 20004-2541

Investors may find more information about the Funds in the following documents:

Statement of Additional Information: The Funds' SAI provides additional details about the investments of each Fund and certain other additional information. The SAI is on file with the SEC and is incorporated herein by reference into this Prospectus. It is legally considered a part of this Prospectus.

Annual/Semi-Annual Reports and Form N-CSR: Additional information about each Fund's investments is available in the Funds' Annual and Semi-Annual Reports to shareholders and in Form N-CSR. In the Annual Report, you will find a discussion of the market conditions and investment strategies that significantly affected a Fund's performance. In Form N-CSR, you will find the Funds' annual and semi-annual financial statements.

You can obtain free copies of these documents, request other information or make general inquiries about a Fund by contacting the Fund at c/o U.S. Bank Global Fund Services, P.O. Box 701, Milwaukee, Wisconsin 53201-0701 or by calling 1-866-704-6857.

Shareholder reports and other information about a Fund are also available:

- Free of charge from the SEC's EDGAR database on the SEC's website at www.sec.gov;
- Free of charge from the Fund's Internet web site at www.overlayshares.com; or
- For a fee, by e-mail request to publicinfo@sec.gov.

(SEC Investment Company Act File No. 811-23226)